

2007-08
Women's Hoops
Year In Review



TM

FUTURE SEC & NCAA TOURNAMENT DATES & SITES

2009 SEC Tournament

March 5-8 • Alltel Arena • North Little Rock, Ark.

FIRST ROUND

Thursday, March 5

Game 1 - Seed #8 vs. Seed #9

Game 2 - Seed #7 vs. Seed #10

Game 3 - Seed #5 vs. Seed #12

Game 4 - Seed #6 vs. Seed #11

SECOND ROUND

Friday, March 6

Game 5 - Seed #1 vs. Game 1 winner

Game 6 - Seed #2 vs. Game 2 winner

Game 7 - Seed #4 vs. Game 3 winner

Game 8 - Seed #3 vs. Game 4 winner

SEMIFINALS

Saturday, March 7

Game 9 - Game 5 winner vs. Game 7 winner

Game 10 - Game 6 winner vs. Game 8 winner

FINALS

Sunday, March 8

Game 9 winner vs. Game 10 winner

Future SEC Tournament Dates & Sites

2010 March 4-7 - TBA

2011 March 3-6 - TBA

2012 March 1-4 - TBA

Future NCAA Final Four Dates & Sites

2009 April 5 & 7
 Scottrade Center • St. Louis, Mo.

2010 April 4 & 6
 Alamodome • San Antonio, Texas

2011 April 3 & 5
 Lucas Oil Stadium • Indianapolis, Ind.

2009 NCAA Tournament

Tournament Selection Show March 17

1st/2nd Rounds March 21-24
 The Pit/Bob King Court - Albuquerque, N.M.; Pete Maravich Assembly Center - Baton Rouge, La.; Comcast Center - College Park, Md.; Nationwide Arena - Columbus, Ohio; Arena at Gwinnett - Duluth, Ga.; United Spirit Center - Lubbock, Texas; Galen Center - Los Angeles, Calif.; Louis Brown Athletic Center - Piscataway, N.J.

Regionals March 28 - 31
 Haas Pavilion - Berkeley, Calif.; Ford Center - Oklahoma City, Okla.; RBC Center - Raleigh, N.C.; Sovereign Bank Arena - Trenton, N.J.

Final Four April 5 & 7
 Scottrade Center - St. Louis, Mo.

2010 NCAA Tournament

Tournament Selection Show March 16

1st/2nd Rounds March 20-23
 Frank Erwin Center - Austin Texas; Haas Pavilion - Berkeley, Calif.; Thompson-Boling Arena - Knoxville, Tenn.; William Arena - Minneapolis, Minn.; Ted Constant Convocation Center - Norfolk, Va.; Joyce Center - Notre Dame, Ind.; Wells Fargo Arena - Tempe, Ariz.; Sovereign Bank Arena - Trenton, N.J.

Regionals March 27-30
 University of Dayton Arena - Dayton, Ohio; Sprint Center - Kansas City, Mo.; FedEx Forum - Memphis, Tenn.; ARCO Arena - Sacramento, Calif.

Final Four April 4 & 6
 Alamodome - San Antonio, Texas

2011 NCAA Tournament

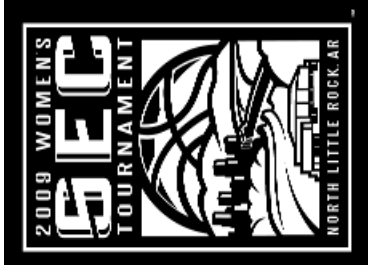
Tournament Selection Show March 15

1st/2nd Rounds March 19-22
 Sites TBD

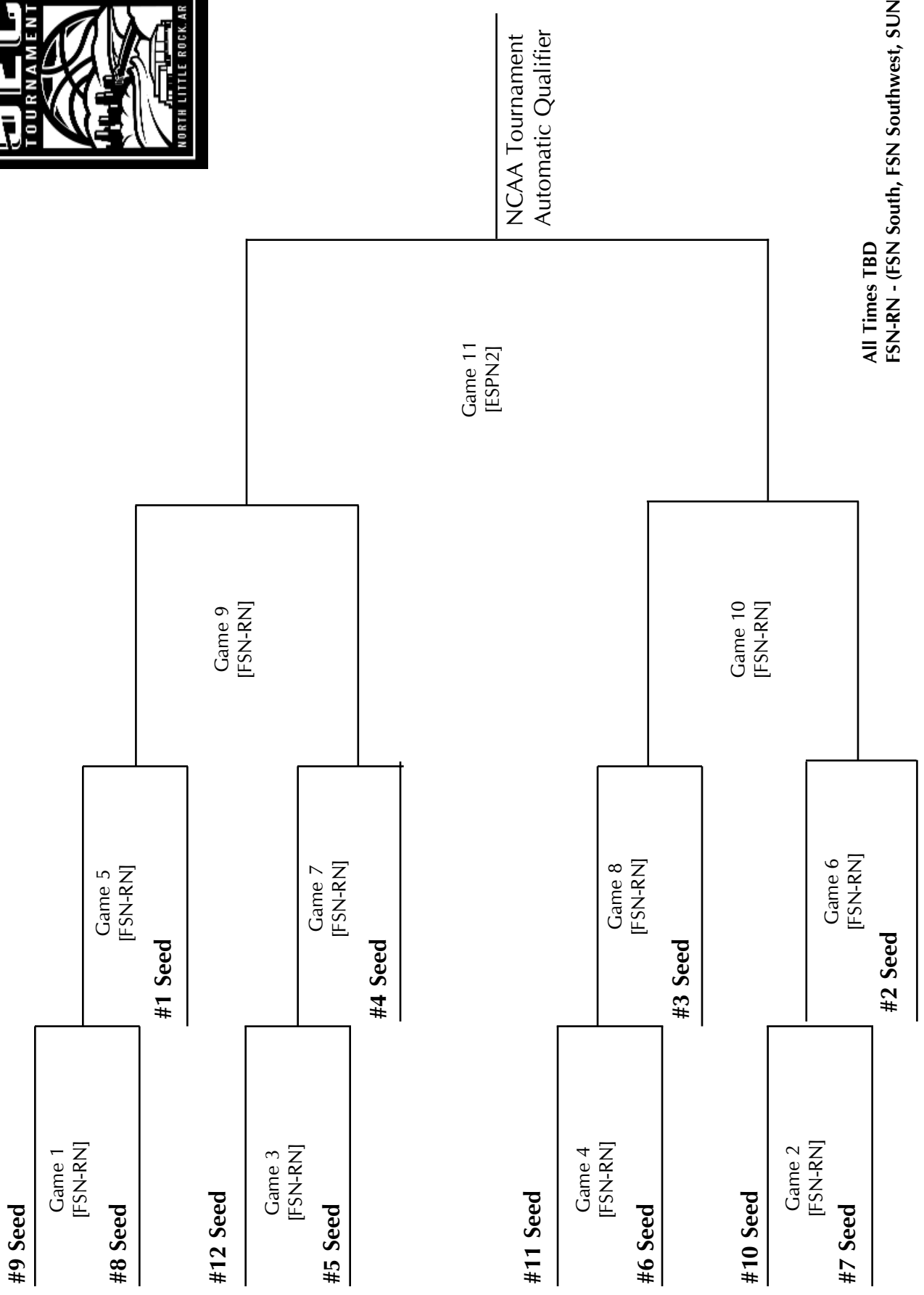
Regionals March 26-29
 Sites TBD

Final Four April 3 & 5
 Lucas Oil Stadium -
 Alamodome - Indianapolis, Ind.

2009 SEC WOMEN'S BASKETBALL TOURNAMENT BRACKET
March 5-8 • Alltel Arena (15,936) • North Little Rock, Ark.



Thursday, March 5 Friday, March 6 Saturday, March 7 Sunday, March 8



NCAA Tournament
Automatic Qualifier

All Times TBD
 FSN-RN - (FSN South, FSN Southwest, SUN Sports).

Season In Review



TM



2007-2008 SEC Women's Basketball

Year-In-Review

Conference Standings

	SEC	Pct.	Home	Away	All	Pct.	Home	Away	Neutral	Last 5	Streak
LSU*	14-0	1.000	7-0	7-0	31-6	.838	14-1	11-3	6-2	4-1	L1
Tennessee^!	13-1	.929	6-1	7-0	36-2	.947	14-1	13-1	9-0	5-0	W14
Vanderbilt	11-3	.786	6-1	5-2	25-9	.735	13-3	8-4	4-2	3-2	L1
Kentucky	8-6	.571	4-3	4-3	17-16	.515	10-8	5-5	2-3	3-2	L1
Georgia	8-6	.571	4-3	4-3	23-10	.697	13-3	5-5	5-2	2-3	L1
Auburn	7-7	.500	5-2	2-5	20-12	.625	9-3	7-7	4-2	2-3	L2
Florida	6-8	.429	3-4	3-4	19-14	.576	14-5	4-8	1-1	3-2	L1
Ole Miss	6-8	.429	5-2	1-6	13-16	.448	10-3	2-10	1-3	3-2	L1
Mississippi State	4-10	.286	3-4	1-6	16-15	.516	11-5	5-7	0-3	1-4	L4
South Carolina	4-10	.286	2-4	1-7	16-16	.500	12-5	4-9	0-2	2-3	L1
Arkansas	2-12	.143	1-6	1-6	17-13	.567	10-6	2-6	5-1	0-5	L9
Alabama	1-13	.071	1-6	0-7	8-22	.267	6-10	1-10	1-2	0-5	L14

*SEC Champion; ^SEC Tournament Champion; !NCAA Champion

Postseason Tournament Schedule and Results

NCAA TOURNAMENT SCHEDULE

WOMEN'S FINAL FOUR

Sunday, April 6 • National Semifinals • Tampa, Fla.
#1 Tennessee 47, #2 LSU 46 [ESPN]
 Tuesday, April 8 • National Championship • Tampa, Fla.
Tennessee 64, Stanford 48 [ESPN]

NCAA TOURNAMENT RESULTS

GREENSBORO REGION

Saturday, March 22 • First Round • Stanford, Calif.
#6 George Washington 66, #11 Auburn 56 [ESPN2]

SPOKANE REGION

Saturday, March 22 • First Round • Albuquerque, N.M.
#4 Vanderbilt 75, #13 Montana 47 [ESPN2]
 Monday, March 24 • Second Round • Albuquerque, M.M.
#4 Vanderbilt 64, #5 West Virginia 46 [ESPN2]
 Saturday, March 29 • Sweet 16 • Spokane, Wash.
#1 Maryland 80, #4 Vanderbilt 66 [ESPN]

NEW ORLEANS REGION

Saturday, March 22 • First Round • Baton Rouge, La.
#2 LSU 66, #15 Jackson State 32 [ESPN2]
 Sunday, March 23 • First Round • Norfolk, Va.
#8 Georgia 67, #9 Iowa 61 [ESPN]
 Monday, March 24 • Second Round • Baton Rouge, La.
#2 LSU 68, #7 Marist 49 [ESPN2]
 Tuesday, March 25 • Second Round • Norfolk, Va.
#1 North Carolina 80, #8 Georgia 66 [ESPN2]
 Saturday, March 29 • Sweet 16 • New Orleans, La.
#2 LSU 67, #3 Oklahoma State 52 [ESPN]
 Monday, March 31 • Elite Eight • New Orleans, La.
#2 LSU 56, #1 North Carolina 50 [ESPN]

OKLAHOMA CITY REGION

Sunday, March 23 • First Round • West Lafayette, Ind.
#1 Tennessee 94, #16 Oral Roberts 55 [ESPN2]

Tuesday, March 25 • Second Round • West Lafayette, Ind.
#1 Tennessee 78, #9 Purdue 52 [ESPN2]
 Sunday, March 30 • Sweet 16 • Oklahoma City, Okla.
#1 Tennessee 74, #5 Notre Dame 64 [ESPN2]
 Tuesday, April 1 • Elite Eight • Oklahoma City, Okla.
#1 Tennessee 53, vs. #2 Texas A&M 45 [ESPN]

WNIT TOURNAMENT RESULTS

ROUND ONE

Friday March 21 • Columbia, S.C.
 NC A&T74, at **South Carolina 102**

ROUND TWO

Friday March 21 • Lexington, Ky.
 MTSU 66, at **Kentucky 68**
 Monday, March 24 • Hattiesburg, Miss.
 at Southern Miss 62, **Mississippi State 61**

Monday, March 24 • Gainesville, Fla.

Florida Gulf Coast 55, at **Florida 60**

Monday, March 24 • Raleigh, N.C.

at NC State 72, **South Carolina 69**

ROUND THREE

Wednesday, March 26 • Lexington, Ky.

at **Kentucky 84**, James Madison 66

Thursday, March 27 • Raleigh, N.C.

at NC State 80, **Florida 55**

QUARTERFINALS

Sunday, March 30 • Lexington, Ky.

Marquette 69, at **Kentucky 64**



SEC Weekly Awards

- Week 1** - Games of 11/9-11/11
Brittaney Thomas • Florida (Player)
Jordan Jones • South Carolina (Freshman)
- Week 2** - Games of 11/12-11/18
Candace Parker • Tennessee (Player)
Alli Smalley • Auburn (Freshman)
- Week 3** - Games of 11/20-11/25
Whitney Boddie • Auburn (Player)
Victoria Dunlap • Kentucky (Freshman)
- Week 4** - Games of 11/26-12/2
Lauren Ervin • Arkansas (Player)
Kayla Melson • Ole Miss (Freshman)
- Week 5** - Games of 12/3-12/9
Demetress Adams • South Carolina (Player)
Angie Bjorklund • Tennessee (Freshman)
- Week 6** - Games of 12/10-12/16
Candace Parker • Tennessee (Player)
Angie Bjorklund • Tennessee (Freshman)
- Week 7** - Games of 12/17-12/22
Depree Bowden • Florida (Player)
Tierney Jenkins • Alabama (Freshman)
- Week 8** - Games of 12/28-12/30
Lauren Ervin • Arkansas (Player)
Amber Smith • Kentucky (Freshman)
- Week 9** - Games of 12/31-1/6
Quianna Chaney • LSU (Player)
Angie Bjorklund • Tennessee (Freshman)
- Week 10** - Games of 1/7-1/13
Sylvia Fowles • LSU (Player)
Victoria Dunlap • Kentucky (Freshman)
- Week 11** - Games of 1/14-1/20
Candace Parker • Tennessee (Player)
Hannah Tuomi • Vanderbilt (Freshman)
- Week 12** - Games of 1/21-1/27
Sylvia Fowles • LSU (Player)
Angie Bjorklund • Tennessee (Freshman)
- Week 13** - Games of 1/28 - 2/3
Quianna Chaney • LSU (Player)
Cassie Moore • Auburn (Freshman)
- Week 14** - Games of 2/4-2/10
Sylvia Fowles • LSU (Player)
Victoria Dunlap • Kentucky (Freshman)
- Week 15** - Games of 2/11-2/17
Sylvia Fowles • LSU (Player)
Angela Puleo • Georgia (Freshman)
- Week 16** - Games of 2/18-2/24
Tasha Humphrey • Georgia (Player)
Vicki Baugh • Tennessee (Freshman)
- Week 17** - Games of 2/25-2/29
Merideth Marsh • Vanderbilt (Player)
Angie Bjorklund • Tennessee (Freshman)

SEC Community Service Team

In a continuing effort to recognize the accomplishments of student-athletes beyond the field of competition, the SEC will again highlight an SEC Community Service Team for women's basketball for the 2007-08 season.

Two players will be highlighted in the SEC release each Friday, through the remainder of the regular season, as the SEC Community Service Team "Players of the Week" for her accomplishments in the community and in the classroom.

This will mark the tenth year for the SEC Community Service Team for women's basketball as well as for men's basketball. All 20 league-sponsored sports have had a Community Service Team since 2004, with at-large teams for men's and women's sports being chosen from 1999-2003. The SEC began this concept with a football Community Service Team in 1994.

2007-08 Community Service Team

Camilla Blands, Alabama
Sarah Pfeifer, Arkansas
Juanitta Wallace, Auburn
Depree Bowden, Florida
Rebecca Rowsey, Georgia
Samantha Mahoney, Kentucky
Sylvia Fowles, LSU
Ole Miss Team
Lauren Roberts, Mississippi State
Brionna Dickerson, South Carolina
Nicky Anosike, Tennessee
Jennifer Risper, Vanderbilt



SEC Honors

COACHESFirst Team All-SEC

DeWanna Bonner, Auburn
 Marshae Dotson, Florida
 Tasha Humphrey, Georgia
 Quianna Chaney, LSU
 Sylvia Fowles, LSU*
 Alexis Hornbuckle, Tennessee
 Candace Parker, Tennessee*
 Christina Wirth, Vanderbilt

Second Team All-SEC

Ashley Houts, Georgia
 Sarah Elliott, Kentucky
 Samantha Mahoney, Kentucky
 Erica White, LSU
 Shawn Goff, Ole Miss
 Demetress Adams, South Carolina
 Shannon Bobbitt, Tennessee
 Jennifer Risper, Vanderbilt

All-Freshman Team

Tierney Jenkins, Alabama
 Alli Smalley, Auburn*
 Angela Puleo, Georgia
 Victoria Dunlap, Kentucky*
 Amber Smith, Kentucky
 Mary Kathryn Govero, Mississippi State
 Angie Bjorklund, Tennessee*
 Jence Rhoads, Vanderbilt
 Hannah Tuomi, Vanderbilt

All-Defensive Team

Brittney Vaughn, Arkansas
 Sylvia Fowles, LSU*
 Demetress Adams, South Carolina
 Alexis Hornbuckle, Tennessee
 Jennifer Risper, Vanderbilt

Coach of the Year

Van Chancellor, LSU

Player of the Year

Sylvia Fowles, LSU

Freshman of the Year

Angie Bjorklund, Tennessee

Defensive Player of the Year

Sylvia Fowles, LSU

6th Woman of the Year

Jessica Mooney, Vanderbilt
 Allison Hightower, LSU

Scholar-Athlete of the Year

Chelsea Chowning, Kentucky

ASSOCIATED PRESSFirst Team All-SEC

DeWanna Bonner, Auburn
 Tasha Humphrey, Georgia
 Quianna Chaney, LSU
 Sylvia Fowles, LSU*
 Candace Parker, Tennessee*

Second Team All-SEC

Marshae Dotson, Florida
 Ashley Houts, Georgia
 Erica White, LSU
 Shawn Goff, Ole Miss
 Demetress Adams, South Carolina
 Shannon Bobbitt, Tennessee
 Alexis Hornbuckle, Tennessee
 Christina Wirth, Vanderbilt

Honorable Mention

Brittney Vaughn, Arkansas
 Sherell Hobbs, Auburn
 Sarah Elliott, Kentucky
 Samantha Mahoney, Kentucky
 Jennifer Risper, Vanderbilt

Coach of the Year

Van Chancellor, LSU

Player of the Year

Sylvia Fowles, LSU

Newcomer of the Year

Angie Bjorklund, Tennessee

SEC Notes

Leader In Women's Basketball

The Southeastern Conference stands firmly as the nation's premier intercollegiate women's basketball conference. The league leads the nation with **EIGHT** national championships, **TEN** runner-up finishes, **34** Final Four appearances and **94** first-team All-America honors.

SEC Finishes 26th Season Of Conference Play

This was the 26th season of conference play for the SEC. Women's basketball first came under the auspices of the SEC in the 1982-83 season. Games played between SEC teams before that time are not counted in the all-time SEC standings, since there was no uniform number of conference games played prior to that time.

All-Time SEC Standings

(Regular Season Games Only)

<u>Team</u>	<u>Won</u>	<u>Lost</u>	<u>Pct</u>	<u>Titles</u>
Tennessee	265	34	.886	14
Georgia	207	92	.692	7
LSU	183	116	.612	3
Vanderbilt	172	127	.575	0
Auburn	162	137	.542	4
Ole Miss	145	154	.485	1
Florida	126	173	.421	0
Alabama	120	179	.401	0
Arkansas	79	142	.357	0
Kentucky	105	194	.352	1
Mississippi State	87	212	.291	0
South Carolina	64	157	.290	0

All-Time Standings

<u>Team</u>	<u>Years</u>	<u>Won</u>	<u>Lost</u>	<u>Pct</u>
Tennessee	63	1076	239	.818
Georgia	35	744	310	.706
Auburn	36	735	325	.693
LSU	33	715	323	.689
Vanderbilt	31	647	316	.672
Ole Miss	34	686	353	.660
Arkansas	32	577	358	.617
Alabama	34	589	412	.588
South Carolina	34	580	429	.575
Kentucky	34	559	431	.565
Florida	34	550	428	.562
Mississippi State	34	459	503	.477

SEC Coaching Records

The 2007-08 season introduced five new women's basketball coaches to the league. Combined men and women, the SEC had seven new coaches this season. Two teams, Arkansas and Kentucky, added new head coaches for both teams.

Below is a look at the won-lost records of league coaches, both for their career and at their present SEC school.

<u>Coach, School</u>	<u>Career</u>	<u>At School</u>
Stephany Smith, Alabama	180-149	27-61
Tom Collen, Arkansas	224-82	17-13
Nell Fortner, Auburn	88-64	71-53
Amanda Butler, Florida	59-36	19-14
Andy Landers, Georgia	789-245	707-224
Matthew Mitchell, Kentucky	47-44	17-16
Van Chancellor, LSU	470-160	31-6
Renee Ladner, Ole Miss	13-16	13-16
Sharon Fanning, Miss. State	533-402	210-176
Susan Walvius, S. Carolina	263-261	165-160
Pat Summitt, Tennessee	983-182	983-182
Melanie Balcomb, Vanderbilt	307-156	144-52

SEC Non-Conference Record

Since the 1990 season, the SEC has compiled a 2613-746 (.778) record against other conferences. The 1999-2000 season proved to be the most successful, as league schools won 83.0 percent of their non-conference games. The league has never recorded a non-conference winning percentage below .720.

This season's breakdown can be found on page 9 of this release.

Following is a look at the SEC's non-conference record since the 1990-91 season.

<u>Year</u>	<u>Record</u>	<u>Year</u>	<u>Record</u>
2007-08	146-56 (.723)	1998-99	124-26 (.827)
2006-07	160-49 (.766)	1997-98	133-38 (.778)
2005-06	129-48 (.728)	1996-97	155-43 (.783)
2004-05	137-48 (.741)	1995-96	164-37 (.816)
2003-04	133-45 (.747)	1994-95	154-37 (.806)
2002-03	148-38 (.796)	1993-94	152-44 (.776)
2001-02	137-42 (.765)	1992-93	158-40 (.800)
2000-01	135-37 (.785)	1991-92	147-50 (.746)
1999-00	151-31 (.830)	1990-91	150-37 (.802)

SEC Streaks

Below is a look at all 12 SEC teams and how they fared against each other through the regular season games.

<u>Team</u>	<u>Overall</u>	<u>Home</u>	<u>Road</u>
Alabama	L13	L5	L15
Arkansas	L8	L3	L5
Auburn	W1	W1	L2
Florida	W1	L1	W1
Georgia	L1	W2	L1
Kentucky	L1	L1	W1
LSU	W15	W8	W7
Ole Miss	L1	L1	W1
Miss. State	L2	L2	L1
S. Carolina	L2	L2	L1
Tennessee	W5	W2	W14
Vanderbilt	W3	W1	W5

SEC Notes

Home Sweet Home (Part I)

SEC teams had a 257-146 (.638) record last season at home. So far this season, those teams have a **133-53 (.715)** record while playing in their home arena.

	2006-07	2007-08
Alabama	9-8	6-10
Arkansas	7-6	10-6
Auburn	9-5	9-3
Florida	6-9	14-5
Georgia	9-2	13-3
Kentucky	10-5	10-8
LSU	13-2	12-1
Ole Miss	12-3	10-3
Mississippi State	9-8	11-5
South Carolina	15-5	12-5
Tennessee	15-1	14-1
<u>Vanderbilt</u>	<u>15-1</u>	<u>13-3</u>
TOTALS	257-146	133-53

Home Sweet Home (Part II)

Below is a look at the home attendance for league teams.

Team	Games	Total	Average
Alabama	16	32164	2010
Arkansas	16	38809	2426
Auburn	12	22106	1842
Florida	19	35198	1853
Georgia	16	78135	4883
Kentucky	18	85769	4765
LSU	15	80512	5367
Ole Miss	13	15301	1177
Mississippi State	16	16065	1004
South Carolina	18	32431	1802
Tennessee	15	236940	15796
<u>Vanderbilt</u>	<u>17</u>	<u>91279</u>	<u>5369</u>
TOTAL	192	770,181	4011

NCAA RPI Report

(Final)

Top 10

1. Tennessee
2. Connecticut
3. North Carolina
4. Rutgers
5. Stanford
6. Maryland
7. LSU
8. Texas A&M
9. Old Dominion
10. Duke

Rest of the SEC

15. Vanderbilt
32. Georgia
39. Florida
46. Kentucky
61. Auburn
85. South Carolina
107. Arkansas
108. Ole Miss
116. Mississippi State
191. Alabama

Collegerpi.com

(Final)

Top 10

School	W-L	RPI	SOS Rank	Rating	Polls AP USA
1. Tennessee	30-2	0.7287	1	0.6592	3 3
2. Connecticut	32-1	0.7222	3	0.6397	1 1
3. North Carolina	29-2	0.6933	6	0.6126	2 2
4. Rutgers	24-6	0.6842	2	0.6456	7 7
5. Maryland	30-3	0.6839	9	0.6088	5 6
6. Stanford	30-3	0.6655	26	0.5843	4 4
7. Texas A&M	26-7	0.6557	7	0.6116	11 12
8. LSU	27-5	0.6544	19	0.5913	6 5
9. Duke	22-9	0.6526	4	0.6336	10 10
10. Baylor	24-6	0.6496	13	0.5994	9 8

Rest of the SEC

17. Vanderbilt	23-8	0.6240	25	0.5847	20 20
34. Georgia	22-9	0.5960	45	0.5581	24
42. Florida	18-13	0.5883	20	0.5908	
54. Kentucky	15-15	0.5739	14	0.5985	
61. Auburn	20-11	0.5664	69	0.5402	
94. South Carolina	15-15	0.5371	56	0.5495	
106. Mississippi St.	16-14	0.5295	90	0.5282	
112. Arkansas	17-13	0.5277	110	0.5147	
115. Mississippi	13-16	0.5269	50	0.5531	
198. Alabama	8-22	0.4805	52	0.5518	

Collegerpi.com Conference RPI

(Final)

	Non.Conf.	SOS	Overall
1. Big 12	0.6019	0.5321	0.5984
2. Big East	0.5933	0.5234	0.5908
3. ACC	0.5832	0.5234	0.5858
4. SEC	0.5781	0.5278	0.5778
5. Big Ten	0.5826	0.5644	0.5576
6. Pac-10	0.5536	0.5459	0.5348
7. Mountain West	0.5304	0.5256	0.5210
8. West Coast	0.5112	0.4850	0.5198
9. Missouri Valley	0.5269	0.5266	0.5162
10. Atlantic 10	0.5142	0.5048	0.5138

SEC Notes

Multiple Double-Doubles

(Final • All Games)

No.	Name - Team
24	Sylvia Fowles - LSU
15	DeWanna Bonner - Auburn
14	Tasha Humphrey - Georgia
14	Candace Parker - Tennessee
9	Marsha Dotson - Florida
9	Lauren Ervin - Arkansas
8	Demetress Adams - South Carolina
7	Angel Robinson - Georgia
6	Nicky Anosike - Tennessee
5	Carla Bartee - Ole Miss
5	Tierney Jenkins - Alabama
4	Shawn Goff - Ole Miss
4	Tysheka Grimes - Mississippi State
3	Victoria Dunlap - Kentucky
3	Sarah Elliott - Kentucky
3	Whitney Jones - Arkansas
3	Jennifer Risper - Vanderbilt
3	Liz Sherwood - Vanderbilt
2	Whitney Boddie - Auburn
2	Ayana Brereton - Arkansas
2	Talisha Chandler - Alabama
2	Amani Franklin - Kentucky
2	Imesia Jackson - Mississippi State
2	Lakesha Tolliver - South Carolina
1	Shantell Black - Ole Miss
1	Ilona Burgrova - South Carolina
1	Megan Darrah - Georgia
1	Jordan Greenleaf - Auburn
1	Ashley Houts - Georgia
1	Trevesha Jackson - Auburn
1	Mary Kathryn Govero - Mississippi State
1	Samone Kennedy - South Carolina
1	Kristen Morris - LSU
1	Sarah Pfeifer - Arkansas
1	Robin Porter - Mississippi State
1	Elizabeth Robertson - Ole Miss
1	Sharielle Smith - Florida
1	Ashley Thomas - LSU
1	Hannah Tuomi - Vanderbilt
1	Brittney Vaughn - Arkansas
1	Lydia Watkins - Kentucky
1	Christina Wirth - Vanderbilt

Multiple Double-Doubles

(Final • Conference Games Only)

No.	Name - Team
10	Sylvia Fowles - LSU
6	DeWanna Bonner - Auburn
5	Candace Parker - Tennessee
4	Nicky Anosike - Tennessee
4	Marsha Dotson - Florida
4	Tasha Humphrey - Georgia
3	Angel Robinson - Georgia
2	Demetress Adams - South Carolina
2	Carla Bartee - Ole Miss
2	Ayana Brereton - Arkansas
2	Shawn Goff - Ole Miss
2	Jennifer Risper - Vanderbilt
1	Ilona Burgrova - South Carolina
1	Sarah Elliott - Kentucky
1	Amani Franklin - Kentucky
1	Jordan Greenleaf - Auburn
1	Tysheka Grimes - Mississippi State
1	Tierney Jenkins - Alabama
1	Whitney Jones - Arkansas
1	Samone Kennedy - South Carolina
1	Liz Sherwood - Vanderbilt
1	Sharielle Smith - Florida
1	Lakesha Tolliver - South Carolina
1	Hannah Tuomi - Vanderbilt
1	Brittney Vaughn - Arkansas

SEC In The Polls

In terms of rankings, the SEC has the richest history of any conference in the nation, boasting more poll appearances than any other. Since the 1982-83 season, SEC teams have been ranked in the AP poll for 477 consecutive weeks. League teams have been ranked 2,442 times including 1,228 Top 10 appearances and 707 Top Five appearances.

Overall, the league teams have been ranked 552 consecutive weeks, with teams ranked a total of 2,604 times. The SEC has 1,364 Top 10 appearances and 767 Top Five appearances overall.

Below is a look at this year's appearances. Listed AP poll first, then WBCA/USA Today poll.

Week-By-Week Polls

	<u>UA</u>	<u>AR</u>	<u>AU</u>	<u>UF</u>	<u>UG</u>	<u>UK</u>	<u>LSU</u>	<u>UM</u>	<u>MS</u>	<u>SC</u>	<u>UT</u>	<u>VU</u>
Pre	-/-	-/-	rv/rv	-/-	9/T0	rv/rv	5/5	rv/rv	-/-	-/-	1/1	23/17
11/12	-/-	-/-	rv/rv	rv/-	8/10	rv/rv	4/4	-/rv	-/-	-/-	1/1	20/17
11/19	-/-	-/-	24/25	-/-	8/9	-/-	6/5	-/-	-/-	-/-	1/1	25/19
11/26	-/-	rv/-	18/20	-/-	7/8	-/-	8/7	-/-	-/-	-/-	1/1	23/18
12/4	-/-	rv/rv	14/14	-/-	7/8	-/-	8/7	-/-	rv/-	-/-	1/1	20/17
12/10	-/-	rv/rv	14/14	-/-	7/7	-/-	8/8	-/-	rv/-	-/-	1/1	23/20
12/17	-/-	rv/rv	16/16	-/-	7/7	-/-	8/8	-/-	-/-	-/-	1/1	21/19
12/24	-/-	rv/23	15/15	-/-	7/7	-/-	8/8	-/-	-/-	-/-	3/3	20/21
12/31	-/-	25/21	18/18	-/-	7/7	-/-	11/11	-/-	-/-	-/-	3/3	rv/rv
1/7	-/-	22/20	20/18	-/-	10/10	-/-	11/11	-/-	-/-	-/-	2/2	rv/rv
1/14	-/-	rv/rv	21/18	-/-	12/11	-/-	9/8	-/-	-/-	-/-	2/2	rv/rv
1/21	-/-	rv/rv	25/22	rv/-	17/14	-/-	9/9	-/-	-/-	-/-	2/2	rv/rv
1/28	-/-	-/-	rv/rv	-/-	17/14	-/-	8/8	-/-	-/-	-/-	2/2	rv/rv
2/4	-/-	-/-	rv/rv	-/-	24/21	-/-	8/8	-/-	-/-	-/-	2/2	rv/rv
2/11	-/-	-/-	-/rv	-/-	rv/24	-/-	7/7	-/-	-/-	-/-	1/1	25/rv
2/18	-/-	-/-	-/rv	-/-	24/22	-/-	6/6	-/-	-/-	-/-	3/3	25/rv
2/25	-/-	-/-	-/-	-/-	22/20	-/-	6/6	-/-	-/-	-/-	3/3	23/24
3/3	-/-	-/-	-/-	-/-	23/21	-/-	7/6	-/-	-/-	-/-	3/3	21/22
3/10	-/-	-/-	-/-	-/-	rv/24	-/-	6/5	-/-	-/-	-/-	3/3	21/20

SEC Notes

.500 SEC Record Teams In NCAA Tournament

Thirteen SEC teams have received NCAA Tournament bids after posting sub .500 conference records. Only six teams have failed to receive a NCAA bid after posting a .500 record in SEC games, including this season's 8-6 Kentucky team. Last season, Mississippi State went 7-7. South Carolina went 7-7 in 2006, Mississippi State went 7-7 in 2004, Alabama did the same in 2002 and LSU hit .500 in 1998. Interestingly, in 2002 Georgia made the NCAA field with a 6-8 record, as a NCAA record eight SEC teams made the Tournament.

Since the SEC went to a 14-game schedule, four teams have made the NCAA Tournament with a sub .500 league record. 1999 - Florida (6-8) lost in first round; 2000 - Vanderbilt (6-8) lost in second round; 2001 - Arkansas (6-8) lost in second round; 2002 - Georgia (6-8) lost in first round.

The 1989 Ole Miss team went 4-5 in league play but went on to the Elite Eight of the NCAA Tournament before losing to SEC foe Auburn.

SEC Among Leaders In NCAA Tournament Bids

The SEC has paced the pack 21 times in the 27-year history of the women's NCAA tournament. In 2001, the Big 12 edged out the SEC, while the league shared the honor with the Big 12 in 2000 and with the Big East in 2003. In 2004, the Big East led all conferences, while in 2005 the ACC took that honor. In 2005, the ACC and Big East led with seven teams each, while last year the Big East led all leagues with eight. This season the Big East and Big 12 both have eight teams.

Until 2004, the SEC was the only conference to ever have eight teams receive NCAA bids. The league achieved this feat in 1999 and 2002. The league was also the first to have seven teams receive NCAA bids. The league has earned that honor seven times. Seven SEC teams danced to the postseason in 1986, 1991, 1995, 1996, 1997, 2003 and 2004.

At least six teams from the SEC have reached the NCAA Tournament in 19 of the last 23 tournaments. The least number of conference teams getting bids was four (1985 and 1992), while the league has garnered five bids a total of six times.

The SEC leads all other conferences in all-time NCAA Tournament bids with 163. The next closest is the ACC with 122, followed by the Big Ten with 101. In the eight years of the Big 12 they have 71, 131 when you combine the Big 8 and Southwest Conference numbers.

SEC Teams In the NCAA Tourney

1982	5 (AU, UG, UK, UM, UT)
1983	5 (AU, UG, UK, UM, UT)
1984	5 (UA, UG, LSU, UM, UT)
1985	4 (AU, UG, UM, UT)
1986	7 (AU, UG, UK, LSU, UM, UT, VU)
1987	6 (AU, UG, LSU, UM, UT, VU)
1988	6 (UA, AU, UG, LSU, UM, UT)
1989	6 (AU, UG, LSU, UM, UT, VU)
1990	6 (AU, UG, LSU, UM, UT, VU)
1991	7 (AU, UG, UK, LSU, UM, UT, VU)

1992	4 (UA, UM, UT, VU)
1993	6 (UA, AU, UF, UG, UT, VU)
1994	6 (UA, AU, UF, UM, UT, VU)
1995	7 (UA, AR, UF, UG, UM, UT, VU)
1996	7 (UA, AU, UF, UG, UM, UT, VU)
1997	7 (UA, AU, UF, UG, LSU, UT, VU)
1998	6 (UA, AR, UF, UG, UT, VU)
1999	8 (UA, AU, UF, UG, UK, LSU, MSU, UT)
2000	6 (AU, UG, LSU, MSU, UT, VU)
2001	6 (AR, UF, UG, LSU, UT, VU)
2002	8 (AR, UF, UG, LSU, MSU, USC, UT, VU)
2003	7 (AR, UG, LSU, MSU, USC, UT, VU)
2004	7 (AU, UF, UG, LSU, UM, UT, VU)
2005	5 (UG, LSU, UM, UT, VU)
2006	6 (UF, UG, UK, LSU, UT, VU)
2007	5 (UG, LSU, UM, UT, VU)
2008	5 (AU, UG, LSU, UT, VU)

SEC Third In Postseason Bids

With nine postseason bids for women's basketball, the SEC once again was among the leaders in the nation in postseason appearances in the NCAA and WNIT tournaments. The SEC has lead the nation seven times in the last 14 years. SEC women's teams garnered five NCAA and four WNIT bids.

Postseason Bid Leaders by Conference

Big East	12
Big 12	11
Big Ten	9
SEC	9
ACC	8

SEC in "The Big Dance"

Every team in the conference has made at least one NCAA tournament appearance. Tennessee leads all current streaks with 27 while Georgia makes its 25th.

NCAA Tournament Appearances

Teams	App.	Last
Tennessee	27	2008
Georgia	25	2008
Vanderbilt	21	2008
Auburn	17	2008
Ole Miss	17	2007
LSU	18	2008
Alabama	10	1999
Florida	11	2006
Arkansas*	9	2003
South Carolina*	8	2003
Kentucky	6	2006
Mississippi State	4	2003

* Note: All of South Carolina's, except for 2002 and 2003 and all but three of Arkansas' appearances occurred before joining the SEC.

SEC Notes

At Every NCAA Tournament

Tennessee is the only team in the nation to grace the bracket of every NCAA Tournament. Georgia has been to 25 of 27 Big Dances, while Vanderbilt has appeared in 21. LSU has appeared in 18, with Ole Miss at 17.

SEC with a No. 1 and No. 2 Seed

The SEC garnered another No. 1 seed in this year's tournament with Tennessee. The Lady Vols have been a No. 1 seed 19 times, including nine straight from 1988-96. In 1989, '91, '96, '98 and 2007 the Lady Vols used their No. 1 seed to propel to the national championship.

The league leads the nation with five different teams holding a No. 1 seed. Those five teams have been a No. 1 seed a total of 30 times.

SEC In The 2008 NCAA Tournament

In this year's NCAA Tournament, the SEC has 13 wins against four losses (.765). Here's a look at the top conferences this year.

Conf.	1st Rd	2nd Rd	R-Semi	R-Finals	FF	Total
SEC	4-1	3-1	2-1	2-0	2-1	13-4
ACC	5-1	3-2	2-1	0-2	--	10-6
Big East	6-2	5-0	2-3	1-1	0-1	14-7
Big Ten	1-3	0-1	--	--	--	1-4
Big 12	8-0	2-6	1-1	0-1	--	11-8

Record in the NCAA Tournament

The SEC has amassed 312 wins over 155 losses for a .668 winning percentage.

Here's a look at the top conferences both overall and by decade:

Conference	Record	Winning Percentage
SEC	312-155	.668
Big East	153-87	.638
ACC	177-122	.592
Big 12	95-70	.576
Pac-10	107-84	.560
Big Ten	128-106	.547

Through the Decades

Conference	1980's	1990's	2000's
SEC	69-42	125-60	119-53
Big East	2-12	48-25	103-48
ACC	23-29	75-43	73-47
Pac-10	9-8	59-42	43-31
Big Ten	17-18	54-44	57-44
Big 12	--	16-15	81-58

Leader in the Final Four

In the last 19 years (1990-2008), the SEC's 24 Final Four appearances is the most by any conference during that span. The Big East has 13, while the ACC has 12, the Big 10 has eight and the Pac-10 has seven appearances.

The SEC has failed to appear in the Final Four only twice (1992 and 2001).

Overall, the SEC rules with 34 appearances. The next closest is the ACC with 14 and the Big East with 13.

Below is a look at the top conference is the past 18 years.

SEC (24) - Alabama, Arkansas, Auburn, Georgia, LSU, Tennessee, Vanderbilt

Big East (13) - Connecticut, Notre Dame, Rutgers

ACC (12) - Duke, Maryland, North Carolina, N.C. State, Virginia

Big 10 (8) - Iowa, Ohio State, Michigan State, Minnesota, Purdue, Penn State

Pac-10 (7) - Stanford

Sun Belt (4) - Louisiana Tech

WNIT Tournament History

The SEC was well represented in the 2008 WNIT field with four teams accepting bids (Kentucky, Florida, Mississippi State and South Carolina).

The SEC has had two WNIT champions in Arkansas (1999) and Auburn (2003) and one runner-up in Florida (2000). In total, nine SEC teams have played in the WNIT.

Eight SEC players have been named to the all-tournament teams, with two garnering MVP honors. They are Katrina Hibbert (LSU-1998), Sytia Messer (Arkansas-1999), Lonniya Bragg, MVP (Arkansas-1999), Naomi Mobley (Florida-2000), Tonya Washington (Florida-2000), Tia Miller (Auburn-2003); Natasha Bracket, MVP (Auburn-2003) and Sara Potts (Kentucky - 2005).

WNIT Appearances

The SEC has had nine teams make 26 appearances in the WNIT. Below is a look at that breakdown:

Alabama - 3 [2000-01-02]
 Arkansas - 3 [1999-2000-05]
 Auburn - 2 [2003-07]
 Florida - 3 [2000-05-08]
 Kentucky - 3 [2005-07-08]
 LSU - 1 [1998]
 Ole Miss - 3 [1999-2001-06]
 Mississippi State - 5 [1998-2001-05-07-08]
 South Carolina - 3 [2006-07-08]

SEC In The WNIT

The SEC is 36-16 in the WNIT postseason tournament. The year-by-year breakdown is below.

Year	Teams	W	L	Pct.
1998	LSU 2-1, MSU 0-1	2	2	.500
1999	ARK 5-0, UM 0-1	5	1	.833
2000	UA 0-1, ARK 3-1, UF 4-1	7	3	.700
2001	UA 1-1, UM 0-1, MSU 2-1	3	3	.500
2002	VU 3-1	3	1	.750
2003	AU 5-0	5	0	1.000
2005	ARK 1-1, UF 0-1, UK 3-1, MSU 0-1	4	4	.500
2006	UM 1-1, USC 0-1	2	1	.667
2007	AU 2-1, UK 2-1, MSU 1-1, USC 1-1	6	4	.600
2008	UF 1-1, UK 2-1, MSU 0-1, USC 1-1	4	4	.500

Current Players In SEC Career Lists

Field Goal Percentage

1.	65.1	Chantelle Anderson, VU (1,020 of 1,568)	2000-03
	65.1	Maree Jackson, LSU (753 of 1,156)	1977-78
3.	64.7	Patricia Roberts, UT (428 of 662)	1977
4.	64.2	Liz Sherwood, VU (464 of 723)	2004-08
5.	62.5	Cindy Noble, UT (614 of 982)	1979-81
6.	62.0	Katrina McClain, UG (873 of 1,407)	1984-87
7.	61.1	DeTrina White, LSU (484 of 792)	1998-03
8.	60.2	Becky Jackson, AU (864 of 1,435)	1980-84
9.	59.3	Jocelyn Penn, USC (757 of 1,277)	1998-03
10.	59.1	Sheila Frost, UT (754 of 1,276)	1986-89

Free Throws

1.	709	LaToya Thomas, MSU (914 atts.)	2000-03
2.	681	Wendy Scholtens, VU (785 atts.)	1988-91
3.	628	Dominique Canty, UA (875 atts.)	1996-99
4.	590	Armintie Price, UM (984 atts.)	2004-07
5.	555	Chantelle Anderson, VU (751 atts.)	2000-03
6.	534	Shondra Johnson, UA (742 atts.)	1999-02
7.	527	Valerie Still, UK (748 atts.)	1980-83
8.	526	Candace Parker, UT (738 atts.)	2005-08
9.	523	Chamique Holdscaw, UT (731 atts.)	1996-99
10.	522	Tasha Humphrey, UG (666 atts.)	2004-08

Free Throw Attempts

1.	984	Armintie Price, UM (590 made)	2004-07
2.	914	LaToya Thomas, MSU (709 made)	2000-03
3.	875	Dominique Canty, UA (628 made)	1996-99
4.	815	Sylvia Fowles, LSU (501 made)	2004-08
5.	785	Wendy Scholtens, VU (681 made)	1988-91
6.	751	Chantelle Anderson, VU (555 made)	2000-03
7.	748	Valerie Still, UK (527 made)	1980-83
8.	742	Shondra Johnson, UA (534 made)	1999-02
9.	731	Chamique Holdscaw, UT (523 made)	1996-99
10.	700	Eugenia Conner, UM (379 made)	1981-85

Rebounds

1.	1,570	Sylvia Fowles, LSU (144 games)	2004-08
2.	1,525	Valerie Still, UK (119 games)	1980-83
3.	1,466	Julie Gross, LSU (131 games)	1977-80
4.	1,398	Janet Harris, UG (131 games)	1982-85
5.	1,321	Quientella Bonner, UF (102 games)	1977-79, '81
6.	1,295	Chamique Holdscaw, UT (148 games)	1996-99
7.	1,272	Wendy Scholtens, VU (122 games)	1988-91
8.	1,271	Peggie Gillom, UM (144 games)	1976-80
9.	1,251	Murriel Page, UF (128 games)	1994-98
10.	1,214	Yolanda Watkins, UA (124 games)	1993-97

Steals

1.	426	Sherill Baker, Georgia (131 games)	2003-06
2.	403	Armintie Price, UM (126 games)	2004-07
3.	372	Tan White, MSU (121 games)	2001-05
4.	373	Alexis Hornbuckle, UT (137 games)	2004-08
5.	359	Jocelyn Penn, USC (117 games)	1998-03
6.	350	Niesa Johnson, UA (125 games)	1992-95
7.	346	Pokey Chatman, LSU (120 games)	1987-91
8.	342	Teresa Edwards, UG (128 games)	1982-86
9.	338	Deborah Denton, VU (117 games)	1986-89
	338	Bridgette Gordon, UT (137 games)	1986-89

Blocks

1.	413	Heidi Gillingham, VU (128 games)	1991-94
2.	368	Angela Gorsica, VU (127 games)	1994-97
3.	361	Marita Payne, AU (122 games)	2003-06
4.	357	Vanessa Hayden, UF (107 games)	2001-04
5.	321	Sylvia Fowles, LSU (144 games)	2004-08
6.	297	Tawana McDonald, UG (124 games)	1998-02
7.	290	Katrina McClain, UG (125 games)	1983-87
8.	275	Candace Parker, UT (109 games)	2005-08
9.	267	Tracy Henderson, UG (122 games)	1993-97
10.	251	Sheila Frost, UT (138 games)	1986-89

Non-Conference Record

146-56 (.723) • Final

America East	0-0	.000	Mid-Eastern	3-0	1.000
Atlantic Coast	13-7	.650	Missouri Valley	0-1	.000
Atlantic Sun	9-3	.727	Mountain West	2-0	1.000
Atlantic 10	6-5	.545	Northeast	2-0	1.000
Big East	8-6	.571	Ohio Valley	4-1	.800
Big Sky	1-1	.500	Pacific-10	5-2	.714
Big South	2-0	1.000	Patriot	2-0	1.000
Big Ten	4-9	.308	Southern	7-1	.750
Big 12	7-7	.500	Southland	7-0	1.000
Big West	1-1	.500	Southwestern	12-0	1.000
Colonial	5-2	.714	Summit	4-0	1.000
Conference USA	10-1	.909	Sun Belt	12-3	.800
Horizon	2-0	1.000	West Coast	3-0	1.000
Ivy Group	1-0	1.000	Western Athletic	3-1	.750
Metro Atlantic	2-0	1.000	Independents	1-0	1.000
Mid-American	1-1	.667	Reclassifying	2-0	1.000

National Polls

ASSOCIATED PRESS

Team	Rec.	Pts.
1. Connecticut (49)	36-2	1249
2. North Carolina (1)	33-3	1188
3. Tennessee	36-2	1158
4. Stanford	35-4	1091
5. Maryland	33-4	1027
6. LSU	31-6	1014
7. Rutgers	27-7	952
8. Texas A&M	29-8	858
9. Duke	25-10	817
10. California	27-7	788
11. Old Dominion	31-5	711
12. Baylor	25-7	705
13. Oklahoma State	27-8	552
14. Oklahoma	22-9	535
15. Notre Dame	25-9	477
16. Kansas State	22-10	436
17. West Virginia	25-8	434
18. Utah	27-5	426
19. Louisville	26-10	371
20. Geo Washington	27-7	352
21. Vanderbilt	25-9	263
22. Marist	32-3	222
23. UTEP	28-4	218
24. Virginia	24-10	113
25. Ohio State	22-9	86

USA TODAY/ESPN COACHES

Team	Rec.	Pts.
1. Tennessee (31)	36-2	775
2. Stanford	35-4	740
3. Connecticut	36-2	704
4. LSU	31-6	694
5. North Carolina	33-3	623
6. Rutgers	27-7	617
7. Maryland	33-4	594
8. Texas A&M	29-8	585
9. Duke	25-10	451
10. Old Dominion	31-5	438
11. Oklahoma State	27-8	428
12. Louisville	26-10	422
13. Notre Dame	25-9	415
14. Geo Washington	27-7	372
15. Vanderbilt	25-9	331
16. Pittsburgh	24-11	284
17. Baylor	25-7	277
18. California	27-7	259
19. Oklahoma	22-9	188
20. West Virginia	25-8	167
21. Kansas State	22-10	150
22. Virginia	24-10	118
23. Marist	32-3	102
24. Georgia	23-10	81
25. Texas-El Paso	28-4	63

SEC teams receiving votes: Georgia 34

SEC teams receiving votes: None

SEC vs. Ranked Opponents

Team	ASSOCIATED PRESS		USA TODAY/ESPN	
	Top 25	Top 10	Top 25	Top 10
Alabama	0-6	0-2	0-6	0-2
Arkansas	0-5	0-2	0-4	0-2
Auburn	3-8	1-2	3-8	1-2
Florida	0-5	0-3	0-6	0-3
Georgia	0-5	0-3	0-5	0-3
Kentucky	3-9	0-4	3-7	0-4
LSU	8-5	2-5	8-5	2-5
Ole Miss	1-5	0-4	1-5	0-4
Mississippi State	0-5	0-5	0-6	0-5
South Carolina	0-5	0-4	0-5	0-4
Tennessee	18-2	7-2	16-2	7-2
Vanderbilt	4-7	0-4	4-6	1-4
TOTAL	36-67	10-40	35-65	11-40
vs. Non-SEC Teams	20-20	8-9	21-18	10-8

2007-2008 SEC Women's Basketball • Year-In-Review

Alabama Crimson Tide
Overall: 8-22 (6-10 Home, 1-10 Away, 1-2 Neutral)
SEC: 1-13 (1-6 Home, 0-7 Away)

	TV	Location	Time
NOVEMBER			
10		TULANE Carn 15/Chandler 10	L 56-64
13		at Samford Magee 13/Hollifield 9	L 46-48
18		ARKANSAS STATE Jenkins 10/Chandler 9	L 45-49
23		1-Eastern Michigan Jenkins 16/Chandler 10	L 43-52
24		1-Washington State Jenkins 21/Chandler 14	W 66-37
28		at Belmont Carn 18/Chandler 18	L 58-75
30		at Tennessee Tech Chandler 13/Jenkins 13	W 53-47
DECEMBER			
5		LOUISIANA TECH Carn 20/Chandler 10	L 61-62
9		ST. MARY'S Chandler 14/Jenkins 10	W 66-56
15		at Chattanooga Blands 12/Three 7	L 34-62
17		ALABAMA A&M Jenkins 16/Jenkins 15	W 62-57
20		HAMPTON Jenkins 29/Two 9	W 63-60 (OT)
22		JACKSONVILLE STATE Blands 20/Jenkins 13	W 63-54
JANUARY			
2		EAST TENNESSEE STATE Jenkins 18/Jenkins 8	L 62-73
5		SE LOUISIANA Magee 16/Chandler 11	W 61-51
10		SOUTH CAROLINA* Blands 14/Jenkins 6	W 65-54
12		at Florida* Magee 17/Two 7	L 65-80
17		ARKANSAS* COX Magee 19/Three 5	L 49-63
20		at #17/14 Georgia* RSN Blands 16/Blands 4	L 53-71
27		#25/22 AUBURN* Blands 13/Hollifield 8	L 48-62
31		at Mississippi State* Jenkins 16/Three 6	L 59-72
FEBRUARY			
3		at Ole Miss* Jenkins 10/Chandler 7	L 47-76
7		#8/8 LSU* Jenkins 12/Jenkins 9	L 53-89
10		VANDERBILT* Jenkins 21/Jenkins 8	L 47-92
14		at Auburn* Magee 14/Jenkins 10	L 49-74
17		at Kentucky* BB/FS Jenkins 13/Jenkins 8	L 44-64
21		#3/3 TENNESSEE* CSS Jenkins 12/Magee 8	L 58-85
24		OLE MISS* Two 11/Blands 7	L 54-70
MARCH			
2		at #23/24 Vanderbilt* Jenkins 15/Strauthers 11	L 54-83
6		2-#23/21 Georgia RSN Jenkins 18/Two 7	L 62-71

All times central and subject to change. Home games in caps. *-SEC game. RSN - FSN South, FSN Southwest, SUN Sports; BB/FS - Big Blue Sports Network/FSN South; COX - Cox Sports TV. 1-Junkanoo Jam (Freeport, Bahamas); 2-SEC Tournament (Nashville, Tenn.).

Arkansas Lady Razorbacks
Overall: 17-13 (10-6 Home, 2-6 Away, 5-1 Neutral)
SEC: 2-12 (1-6 Home, 1-6 Away)

	TV	Location	Time
NOVEMBER			
11		LIPSCOMB Brereton 22/Ervin 9	W 87-60
14		JACKSON STATE Ervin 23/Three 8	W 72-49
17		AUSTIN PEAY Jones 18/Two 8	W 61-48
20		TULSA Ervin 13/Ervin 7	W 69-52
23		1-Georgia Southern Ervin 17/Ervin 10	W 77-51
24		1-New Orleans Jones 17/Ervin 12	W 65-44
28		at Missouri Ervin 20/Ervin 16	W 66-53
DECEMBER			
2		CLEMSON Brereton 17/Ervin 12	W 79-63
4		SAM HOUSTON STATE Ervin 19/Ervin 15	W 89-62
13		2-Northwestern State COX Jones 17/Pfeifer 11	W 59-43
15		ST. LOUIS Ervin 23/Ervin 12	W 74-59
18		MEMPHIS Ervin 23/Ervin 13	W 91-66
29		3-Delaware Ervin 16/Ervin 13	W 62-49
30		3-Marquette Vaughn 17/Ervin 16	W 71-69
JANUARY			
5		Texas Tech Brereton 16/Ervin 11	W 80-57
10		#11/11 LSU* Ervin 13/Jones 10	L 54-76
13		at Ole Miss* RSN Vaughn 15/Jones 7	L 55-63
17		at Alabama* COX Pfeifer 17/Pfeifer 8	W 63-49
20		FLORIDA* SUN Jones 16/Jones 10	L 74-92
24		at #2/2 Tennessee* Pfeiffer 16/Pfeiffer 8	L 55-98
27		MISSISSIPPI STATE* Vaughn 14/Brereton 11	W 56-42
FEBRUARY			
3		at South Carolina* Vaughn 14/Jones 9	L 50-59
7		#24/21 GEORGIA* Vaughn 16/Brereton 7	L 58-72
10		AUBURN* Brereton 23/Brereton 11	L 68-73
17		at Florida* Two 18/Vaughn 7	L 73-75
21		#25/rv VANDERBILT* Jones 13/Brereton 5	L 50-63
24		KENTUCKY* Vaughn 16/Pfeifer 8	L 56-69
28		at #6/6 LSU* COX Pfeifer 15/Vaughn 9	L 46-83
MARCH			
2		at AUBURN* Brereton 14/Jones 8	L 57-74
6		4-Auburn RSN Vaughn 16/Pfeifer 7	L 51-73

All times central and subject to change. Home games in caps. *-SEC game. RSN - FSN South, FSN Southwest, SUN Sports; SUN - Sun Sports; COX - Cox Sports TV. 1-UTSA Thanksgiving Classic (San Antonio, Texas); 2-at Hot Springs, Ark.; 3-Dartmouth Tournament (Hanover, N.H.); 4-SEC Tournament (Nashville, Tenn.).

Auburn Tigers
Overall: 20-12 (9-3 Home, 7-7 Away, 4-2 Neutral)
SEC: 7-7 (5-2 Home, 2-5 Away)

	TV	Location	Time
NOVEMBER			
11		DETROIT McCorvey 18/Two 10	W 91-47
14		TROY Bonner 17/Two 7	W 77-61
17		UAB Bonner 31/Bonner 12	W 93-66
21		at Oakland Bonner 22/Two 12	W 71-63
24		1-Winston-Salem State Two 13/Boddie 9	W 70-37
25		1-at #15/16 Ohio State Hobbs 21/Boddie 10	W 67-58
30		2-UC Riverside McCorvey 14/Bonner 12	W 64-47
DECEMBER			
2		2-at #14/15 Arizona State Hobbs 26/Bonner 13	W 75-69
5		COLGATE Ketcham 26/Two 5	W 99-47
15		at #12/11 Texas A&M Greenleaf 13/Greenleaf 9	L 62-60
17		at Stephen F. Austin Bonner 17/Bonner 17	W 61-49
19		at Sam Houston State Bonner 24/Two 9	W 80-36
28		3-Davidson Smalley 15/Bonner 12	W 66-59
29		3-St. Joseph's Bonner 30/Bonner 19	L 69-71
JANUARY			
3		#20/19 GEO WASHINGTON Smalley 17/Bonner 12	L 68-66
10		at #2/2 Tennessee* RSN Bonner 19/Jackson 7	L 52-85
13		#10/10 GEORGIA* Bonner 21/Bonner 13	W 82-52
20		at Kentucky* BB/FS Hobbs 16/Three 7	L 55-62
24		#9/9 LSU* Hobbs 20/Bonner 10	L 59-79
27		at Alabama* Bonner 27/Two 7	W 62-48
FEBRUARY			
3		MISSISSIPPI STATE* Moore 17/Bonner 13	W 68-42
7		at Florida* Bonner 30/Bonner 9	L 67-73
10		at Arkansas* Bonner 28/Bonner 9	W 73-68
14		ALABAMA* Bonner 19/Two 8	W 74-49
17		SOUTH CAROLINA* Three 8/Bonner 12	W 83-72
21		at Ole Miss* RSN Hobbs 25/Bonner 10	L 68-76
24		at #24/22 Georgia* CSS Bonner 23/Bonner 11	L 56-68
28		#23/24 VANDERBILT* RSN Bonner 19/Moore 12	L 56-73
MARCH			
2		ARKANSAS* Smalley 17/Two 10	W 74-57
6		4-Arkansas RSN Bonner 26/Bonner 14	W 73-51
7		4-#23/24 Vanderbilt RSN Bonner 23/Bonner 13	L 44-49
22		5-#20/16 GWU ESPN2 Bonner 16/Hobbs 8	L 56-66

All times central and subject to change. Home games in caps. *-SEC game. RSN - FSN South, FSN Southwest, SUN Sports; BB/FS - Big Blue Sports Network/FSN South; CSS - Comcast Sports Southeast. 1-Buckeye Classic (Columbus, Ohio); 2-Arizona State Tournament (Tempe, Ariz.); 3-Hawk Classic (Philadelphia, Pa.); 4-SEC Tournament (Nashville, Tenn.); 5-NCAA 1st/2nd Rounds (Stanford, Calif.).

Florida Gators
Overall: 19-14 (14-5 Home, 4-8 Away, 1-1 Neutral)
SEC: 6-8 (3-4 Home, 3-4 Away)

	TV	Location	Time
NOVEMBER			
9		XAVIER Two 17/Dotson 9	W 82-71
12		ROBERT MORRIS Dotson 25/Dotson 16	W 67-63
17		at Nebraska Brooks 16/Dotson 12	L 63-90
20		PRAIRIE VIEW A&M Bowden 23/Dotson 11	W 69-63
23		#20/21 FLORIDA ST FSNF Dotson 22/Dotson 15	L 78-81
26		STETSON Brooks 16/Smith 11	W 54-50
28		at Jacksonville Dotson 18/Dotson 6	L 64-75
DECEMBER			
2		at Louisville Dotson 13/Dotson 10	L 62-79
4		FLORIDA GULF COAST Bowden 16/Brooks 7	W 78-52
16		TCU SUN Bowden 21/Bowden 9	W 80-76(OT)
22		SAINT LOUIS Bowden 23/Dotson 9	W 83-77
28		1-HOLY CROSS Two 15/Two 8	W 66-52
29		1-ALABAMA A&M Dotson 26/Dotson 10	W 70-49
JANUARY			
2		FLORIDA A&M FSNF Bowden 24/Henry 15	W 71-51
5		at Temple COX Brooks 23/Dotson 9	W 68-54
10		at Kentucky* Dotson 26/Dotson 12	L 58-60
13		ALABAMA* Bowden 18/Two 6	W 80-65
20		at Arkansas* SUN Mossor 19/Dotson 13	W 92-74
24		#17/14 GEORGIA* Thomas 18/Dotson 8	L 55-82
27		at South Carolina* Smith 18/Two 7	W 60-57
31		VANDERBILT* Dotson 16/ Bowden 8	L 56-66
FEBRUARY			
3		#8/8 LSU* FSN Dotson 20/Dotson 14	L 71-85
7		AUBURN* Mossor 17/Three 7	W 73-67
10		at Mississippi St* RSN Mossor 20/Bowden 8	L 71-83
14		at #rv/24 Georgia* CSS Smith 14/Smith 10	L 66-85
17		ARKANSAS* Mossor 20/Bowden 8	W 75-73
24		S. CAROLINA* SUN Dotson 17/Two 7	L 65-69
28		at #3/3 Tennessee* Brooks 27/Dotson 7	L 61-88
MARCH			
2		at Ole Miss* Brooks 19/Dotson 13	W 72-66
6		2-South Carolina RSN Bowden 21/Smith 7	W 71-57
7		2-#3/3 Tennessee RSN Brooks 20/Two 7	L 61-92
24		3-Fla. Gulf Coast Mossor 14/Smith 10	W 60-55
27		4-at NC State Brooks 16/Bowden 7	L 55-80

All times eastern and subject to change. Home games in caps. *-SEC game. RSN - FSN South, FSN Southwest, SUN Sports; SUN-SUN Sports; CSS - Comcast Sports Southeast; FSN - FSN National. 1-State Farm Classic (Gainesville, Fla.); 2-SEC Tournament (Nashville, Tenn.); 3-WNIT Second Round (TBD); 4-WNIT Third Round (Raleigh, N.C.).

2007-2008 SEC Women's Basketball • Year-In-Review

Georgia Lady Bulldogs
Overall: 23-10 (13-3 Home, 5-5 Away, 5-2 Neutral)
SEC: 8-6 (4-3 Home, 4-3 Away)

	TV	Location	Time
NOVEMBER			
9		RICHMOND Houts 17/Three 9	W 81-53
11		GEORGE MASON Humphrey 21/Robinson 10	W 84-56
13		GEORGIA SOUTHERN Humphrey 18/Three 5	W 105-66
16		TEMPLE Houts 12/Humphrey 13	W 57-51
23		1-Prairie View A&M Humphrey 15/Humphrey 12	W 78-44
24		1-Southern Cal Humphrey 18/Humphrey 14	W 59-57
29		OAKLAND Humphrey 19/Robinson 12	W 69-59
DECEMBER			
2	CSS	GEORGIA TECH Humphrey 21/Humphrey 12	W 71-64
9		DAVIDSON Robinson 17/Humphrey 10	W 79-65
17		Mercer Taylor 22/Robinson 10	W 102-45
29		2-Florida State Humphrey 22/Robinson 18	W 71-62 (OT)
30		2-Florida International Houts 24/Humphrey 11	W 70-56
JANUARY			
2		PRESBYTERIAN Darrah 20/Humphrey 14	W 93-49
6		at Xavier Humphrey 24/Two 6	L 55-65
10		OLE MISS* Darrah 19/Robinson 9	W 75-62
13		at #22/20 Auburn* Houts 15/Robinson 7	L 52-82
17	CSS	at Vanderbilt* Two 17/Robinson 5	L 59-67
20	RSN	ALABAMA* Humphrey 25/Robinson 14	W 71-53
24		at Florida* Houts 25/Humphrey 8	W 82-55
27	ESPN2	at #11/11 Oklahoma Marshall 16/Humphrey 13	L 57-65
31	RSN	KENTUCKY* Humphrey 20/Darrah 10	L 44-47
FEBRUARY			
3		VANDERBILT* Humphrey 17/Robinson 11	L 54-61
7		at Arkansas* Humphrey 23/Humphrey 9	W 72-58
10	ESPN2	at #8/8 LSU* Humphrey 17/Robinson 12	L 57-63
14	CSS	FLORIDA* Humphrey 32/Humphrey 11	W 85-66
17		at Mississippi State* Puleo 16/Humphrey 11	W 60-56
24	CSS	AUBURN* Humphrey 22/Humphrey 14	W 68-56
28	RSN	at South Carolina* Robinson 16/Robinson 9	W 55-41
MARCH			
2	ESPN2	#3/3 TENNESSEE* Humphrey 13/Humphrey 7	L 63-72
6		3-Alabama RSN Two 15/Humphrey 8	W 71-62
7	RSN	3-Kentucky Houts 10/Robinson 14	L 50-57
23	ESPN	4-Iowa Robinson 17/Two 11	W 67-61
25	ESPN2	4-#2/2 UNC Humphrey 20/Humphrey 10	L 66-80

All times eastern and subject to change. Home games in caps. *-SEC game. RSN - FSN South, FSN Southwest, SUN Sports; FSN-FSN National; CSS - Comcast Sports Southeast. 1-Junkanoo Jam (Freeport, Bahamas); 2-FIU Sun and Fun Classic (Miami, Fla.); 3-SEC Tournament (Nashville, Tenn.); 4-NCAA 1st/2nd Rounds (Norfolk, Va.).

Kentucky Wildcats
Overall: 17-16 (10-7 Home, 5-5 Away, 2-3 Neutral)
SEC: 8-6 (4-3 Home, 4-3 Away)

	TV	Location	Time
NOVEMBER			
10		SOUTH CAROLINA UPGATE Lomax 11/Two 6	W 74-59
14		at #14/12 George Washington Mahoney 17/Elliott 8	L 65-75
18		FLORIDA ATLANTIC Mahoney 19/Dunlap 13	W 61-53
23		1-Minnesota Mahoney 29/Elliott 7	L 92-80
24		1-#21/22 Texas Mahoney 12/Elliott 9	L 60-72
25		1-Lipscomb Elliott 23/Elliott 12	W 76-55
30	BB/FS	W. KENTUCKY Mahoney 25/Dunlap 9	L 74-78 (OT)
DECEMBER			
4		WILLIAM & MARY Dunlap 20/Two 10	W 75-44
8	BTN	at Michigan Mahoney 20/Dunlap 7	L 59-63
20	BB/FS	LOUISVILLE Franklin 18/Elliott 13	L 65-80
28	BB/FS	#23/RV ODU Elliott 16/Elliott 9	L 62-71
30		at South Alabama Watkins 17/Three 7	W 66-56
JANUARY			
1		XAVIER Mahoney 9/Franklin 9	L 46-51
7		WOFFORD Elliott 16/Two 6	W 67-57
10		FLORIDA* Mahoney 22/Dunlap 8	W 60-58
13		at Mississippi State* Dunlap 17/Dunlap 9	W 64-60
17		#2/2 TENNESSEE* Mahoney 12/Smith 6	L 40-65
20	BB/FS	#21/18 AUBURN* Elliott 14/Smith 9	W 62-55
24	RSN	at South Carolina* Franklin 21/Roddy 7	W 66-62
27	RSN	#9/9 LSU* Elliott 17/Watkins 10	L 46-72
31	RSN	at #17/14 Georgia* Smith 12/Elliott 8	W 47-44
FEBRUARY			
3		at #2/2 Tennessee* Mahoney 18/Dunlap 9	L 51-79
7	RSN	OLE MISS* Elliott 14/Elliott 12	W 59-54
14		at #25/rv Vanderbilt* Chowning 14/Franklin 11	L 49-66
17	BB/FS	ALABAMA* Elliott 16/Elliott 6	W 64-44
21	COX-TD	at #6/6 LSU* Mahoney 12/Dunlap 12	L 48-52
24		at Arkansas* Mahoney 19/Chowning 7	W 59-56
MARCH			
2		SOUTH CAROLINA* Mahoney 12/Dunlap 10	L 57-65
7	RSN	2-#23/21 Georgia Elliott 16/Elliott 9	W 57-50
8	RSN	2-#7/6 LSU Mahoney 17/Dunlap 6	L 49-66
21		3-MTSU Watkins 16/Dunlap 11	W 88-66
26		4-JAMES MADISON Mahoney 30/Dunlap 12	W 84-76
30		5-MARQUETTE Mahoney 15/Dunlap 10	L 64-69

All times eastern and subject to change. Home games in caps. *-SEC game. RSN - FSN South, FSN Southwest, SUN Sports; BB/FS - Big Blue Sports Network/FSN South; BTN - Big Ten Network; COX-TD - Cox Sports TV (tape delayed). 1-Rainbow Wahine Classic (Honolulu, Hawaii); 2-SEC Tournament (Nashville, Tenn.); 3-WNIT Second Round (Lexington, Ky.); 4-WNIT Third Round (Lexington, Ky.); 5-WNIT Quarterfinals (Lexington, Ky.).

LSU Lady Tigers
Overall: 31-6 (14-1 Home, 11-3 Away, 6-2 Neutral)
SEC: 14-0 (7-0 Home, 7-0 Away)

	TV	Location	Time
NOVEMBER			
9		1-SAMFORD Chaney 25/Fowles 6	W 86-38
11		1-TCU Fowles 16/LeBlanc 9	W 73-54
15		1-#17/18 MICHIGAN STATE Fowles 25/Fowles 10	W 64-41
18		1-at #4/4 Maryland Fowles 21/Grimes 11	L 62-75
21		UL-LAFAYETTE Fowles 21/Fowles 12	W 72-37
25	ESPN2	at #7/7 Rutgers Chaney 16/Fowles 12	L 43-45
29		at Houston Fowles 19/Two 7	W 77-46
DECEMBER			
2		at Tulane Fowles 17/Fowles 13	W 52-36
16	COX	at Louisiana Tech Fowles 16/Two 8	W 76-45
18		2-Illinois-Chicago Fowles 17/Morris 9	W 86-44
19		2-Miami (Fla.) Chaney 16/Fowles 12	W 63-52
28		at Middle Tennessee Hightower 13/Three 6	L 56-67
30	COX	NEW ORLEANS Chaney 14/Morris 10	W 73-46
JANUARY			
3		at Florida State Chaney 27/Two 6	W 73-61
10		at #20/18 Arkansas* Fowles 18/Fowles 10	W 76-56
13	RSN	VANDERBILT* Fowles 18/Fowles 11	W 62-51
20	COX-TD	MISSISSIPPI STATE* Chaney 16/Two 7	W 84-31
24		at #25/22 Auburn* Fowles 22/Fowles 10	W 79-59
27	RSN	at Kentucky* Fowles 20/Fowles 10	W 72-46
31		SOUTH CAROLINA* Two 14/Fowles 7	W 67-37
FEBRUARY			
3	FSN	at Florida* Chaney 19/Williams 11	W 85-71
7		at Alabama* Fowles 24/Fowles 11	W 89-53
10	ESPN2	#24/21 GEORGIA* Fowles 19/Fowles 15	W 63-57
14	FSN	at #1/1 Tennessee* Fowles 17/Fowles 14	W 78-62
17		OLE MISS* Fowles 22/Fowles 14	W 78-48
21	COX-TD	KENTUCKY* Fowles 14/Fowles 10	W 52-48
25	ESPN2	#1/1 CONNECTICUT Fowles 26/Fowles 11	L 69-74
28	COX	ARKANSAS* Chaney 20/Fowles 7	W 83-46
MARCH			
2	FSN	at Mississippi State* Fowles 20/Fowles 12	W 64-49
7	RSN	3-Ole Miss Chaney 17/Fowles 10	W 80-36
8	RSN	3-Kentucky Fowles 20/Fowles 13	W 66-49
9	ESPN2	3-#3/3 Tennessee Fowles 19/Fowles 10	L 55-61
22	ESPN2	4-JACKSON STATE Fowles 16/Two 7	W 66-32
24	ESPN2	4-#22/22 MARIST Fowles 19/Fowles 13	W 68-49
29	ESPN	5-#13/14 Okla. State White 18/Thomas 12	W 67-52
31	ESPN	5-#2/2 North Carolina Fowles 21/Fowles 12	W 56-50
APRIL			
6	ESPN	6-#3/3 Tennessee Fowles 24/Fowles 20	L 46-47

All times central and subject to change. Home games in caps. *-SEC game. RSN - FSN South, FSN Southwest, SUN Sports; FSN - FSN National; COX-Cox Sports Television; TD-Tape Delayed. 1-Preseason WNIT (Baton Rouge, La.); 2-Caribbean Classic (Cancun, Mexico); 3-SEC Tournament (Nashville, Tenn.); 4-NCAA 1st/2nd Rounds (Baton Rouge, La.); 5-NCAA Regional (New Orleans, La.); 6-NCAA Final Four (Tampa, Fla.).

Ole Miss Lady Rebels
Overall: 13-16 (10-3 Home, 2-10 Away, 1-3 Neutral)
SEC: 6-8 (5-1 Home, 1-7 Away)

	TV	Location	Time
NOVEMBER			
11		at Nebraska Two 13/Bartee 11	L 59-80
18		LOUISIANA-LAFAYETTE Goff 23/Two 7	W 86-60
20		ALABAMA A&M Two 15/Bartee 12	W 73-57
23		1-Wisconsin Melson 16/Bartee 13	L 57-74
24		1-at Pepperdine Malibu, Calif.	Cancelled
29		UAB Melson 15/Bartee 18	W 74-62
DECEMBER			
2		at #17/19 Ohio State Black 15/Goff 9	L 55-69
10		ARKANSAS-PINE BLUFF Bartee 18/Bartee 13	W 73-64
13		at Penn State [BTN] Black 17/Bartee 8	L 77-84
15		at Miami (Fla.) Melson 14/Goff 10	W 65-52
21		NC STATE Goff 20/Bartee 9	L 71-80
29		2-UC-Santa Barbara Thomas 22/Goff 7	L 66-74
30		2-Montana Bartee 18/Goff 8	L 77-84
JANUARY			
3		CENTRAL MICHIGAN Robertson 19/Robertson 12	W 81-70 (OT)
10		at #10/10 Georgia* Goff 18/Forrest 9	L 62-75
13	RSN	#20/18 ARKANSAS* Goff 17/Goff 9	W 63-55
20		SOUTH CAROLINA* Three 14/Goff 11	W 74-61
24		at Mississippi State* Black 14/Bartee 15	L 52-57
27		at Vanderbilt* Black 13/Bartee 5	L 50-83
31	CSS	#2/2 TENNESSEE* Goff 20/Goff 12	L 44-68
FEBRUARY			
3		ALABAMA* Bartee 16/Bartee 10	W 76-47
7	RSN	at Kentucky* Goff 18/Two 6	L 54-59
10		at South Carolina* Goff 16/Bartee 9	L 62-71
14		MISSISSIPPI STATE* Goff 16/Goff 9	W 73-65
17		at #7/7 LSU* Two 11/Goff 6	L 48-78
21	RSN	AUBURN* Thomas 16/Bartee 10	W 76-68
24		at Alabama* Goff 15/Bartee 8	W 70-54
MARCH			
2		FLORIDA* Bartee 20/Forrest 10	L 66-72
6	RSN	3-Mississippi State Thomas 18/Two 9	W 54-49
7	RSN	3-#7/6 LSU Bartee 9/Bartee 6	L 36-80

All times central and subject to change. Home games in caps. *-SEC game. BTN - Big Ten Network; RSN - FSN South, FSN Southwest, SUN Sports; CSS - Comcast Sports Southeast. 1-Timeout 4 HIV AIDS Tournament (Malibu, Calif.); 2-Lady Griz Holiday Classic (Missoula, Mont.); 3-SEC Tournament (Nashville, Tenn.).

2007-2008 SEC Women's Basketball • Year-In-Review

Mississippi State Lady Bulldogs
Overall: 16-15 (11-5 Home, 5-7 Away, 0-3 Neutral)
SEC: 4-10 (3-4 Home, 1-6 Away)

	TV	Location	Time
NOVEMBER			
9		SE LOUISIANA Jackson 19/Jackson 8	W 71-55
11		CENTENARY Rack 14/Jackson 7	W 76-57
15		Belmont Two 13/Jackson 13	W 66-51
18		MERCER Rack 21/Grimes 11	W 89-51
22		1-Iowa Two 10/Two 5	L 54-60
23		1-#10/11 Oklahoma Jackson 18/Jackson 10	L 73-88
27		ARKANSAS-PINE BLUFF Porter 13/Jackson 11	W 85-56
29		SOUTHERN MISS Grimes 20/Govereo 9	W 77-56
DECEMBER			
2		at Memphis Rack 20/Grimes 9	W 92-57
13		at Louisiana Tech Grimes 14/Tate 12	W 63-50
16		GEORGIA TECH Grimes 21/Porter 5	L 58-70
20		MCNEESE STATE Two 16/Grimes 10	W 94-52
30		LOUISIANA-LAFAYETTE Grimes 19/Two 8	W 80-55
JANUARY			
3		at UAB Grimes 22/Two 9	W 79-69
7		MISSISSIPPI VALLEY STATE Rack 20/Four 4	W 104-45
10		at Vanderbilt* Rack 17/Porter 7	L 50-72
13		KENTUCKY* Grimes 18/Porter 8	L 60-64
20		at #9/8LSU* COX-TD Rack 7/Three 5	L 31-84
24		OLE MISS* Richard 14/Jackson 7	W 57-52
27		at Arkansas* Richard 12/Jackson 10	L 42-56
31		ALABAMA* Rack 19/Grimes 15	W 72-59
FEBRUARY			
3		at Auburn* Richard 12/Grimes 8	L 42-68
7		#2/2 TENNESSEE* CSS Rack 32/Richard 6	L 69-87
10		FLORIDA* RSN Three 18/Grimes 10	W 83-71
14		at Ole Miss* Grimes 15/Grimes 8	L 65-73
17		# rv/24 GEORGIA* Richard 15/Porter 7	L 56-60
21		at South Carolina* Richard 20/Grimes 7	W 58-54
24		at #3/3 Tennessee* RSN Rack 13/Tate 11	L 46-72
MARCH			
2		#6/6 LSU* FSN Two 11/Richard 8	L 49-64
6		2-Ole Miss RSN Rack 13/Grimes 14	L 49-54
24		3-at Southern Miss Richard 12/Two 8	L 61-62

All times central and subject to change. Home games in caps. *-SEC game. RSN - FSN South, FSN Southwest, SUN Sports; FSN - FSN National; CSS - Comcast Sports Southeast; COX-TD - Cox Sports TV (tape delayed). 1-Cancun Caribbean Challenge (Cancun, Mexico); 2-SEC Tournament (Nashville, Tenn.); 3-WNIT Second Round (Hattiesburg, Miss.).

South Carolina Gamecocks
Overall: 16-16 (12-5 Home, 4-9 Away, 0-2 Neutral)
SEC: 4-10 (2-5 Home, 2-5 Away)

	TV	Location	Time
NOVEMBER			
9		SAINT FRANCIS (PA) Adams 21/Adams 12	W 93-33
15		VIRGINIA Dickerson 27/Burgrova 10	W 66-64
17		BUFFALO Newton 17/Burgrova 8	W 66-54
20		PENN STATE Adams 17/Burgrova 10	L 63-70
23		1-Illinois Adams 14/Two 5	L 58-91
25		1-at Florida International Tolliver 21/Burgrova 11	W 82-66
DECEMBER			
1		UNC WILMINGTON Tolliver 18/Adams 13	W 72-60
4		CHARLESTON SOUTHERN Jones 19/Two 11	W 72-26
7		JACKSON STATE Jones 20/Adams 13	W 82-49
17		at #2/2 Connecticut Burgrova 11/Dickerson 7	L 39-97
19		ALABAMA A&M Jones 20/Pace 9	W 88-41
22		at Clemson Jones 16/Adams 12	W 64-43
30		at #9/9 Oklahoma Jones 18/Tolliver 7	L 63-95
JANUARY			
3		UNC ASHEVILLE Dickerson 18/Adams 12	W 80-52
6		SAVANNAH STATE Dickerson 18/Adams 12	W 86-47
10		at Alabama* Burgrova 13/Dickerson 6	L 54-65
13		#2/2 TENNESSEE* CSS Burgrova 16/Burgrova 13	L 48-71
20		at Ole Miss* Jones 18/Two 7	L 61-74
24		KENTUCKY* RSN Jones 16/Adams 9	L 62-66
27		FLORIDA* Two 12/Four 6	L 57-60
31		at #8/8 LSU* Adams 15/Adams 11	L 37-67
FEBRUARY			
3		ARKANSAS* Adams 18/Adams 26	W 59-50
7		at Vanderbilt* Burgrova 11/Adams 10	L 48-78
10		OLE MISS* Dickerson 14/Burgrova 10	W 71-62
17		at Auburn* Adams 17/Adams 9	L 72-83
21		MISSISSIPPI STATE* Two 12/Adams 8	L 54-58
24		at Florida* SUN Jones 16/Adams 11	W 69-65
28		#22/20 GEORGIA* RSN May 11/Adams 7	L 41-55
MARCH			
2		at Kentucky* Tolliver 21/Tolliver 12	W 65-57
6		2-Florida RSN Burgrova 12/Adams 9	L 57-71
21		3-NC A&T Dickerson 25/Adams 9	W 102-74
24		4-at NC State Jones 27/Adams 8	L 69-72

All times eastern and subject to change. Home games in caps. *-SEC game. RSN - FSN South, FSN Southwest, SUN Sports; CSS-Comcast Sports Southeast; SUN - Sun Sports. 1-FIU Thanksgiving Tournament (Miami, Fla.); 2-SEC Tournament (Nashville, Tenn.); 3-WNIT First Round (Columbia, S.C.); 4-WNIT Second Round (Raleigh, N.C.).

Tennessee Lady Volunteers
Overall: 36-2 (14-1 Home, 13-1 Away, 9-0 Neutral)
SEC: 13-1 (6-1 Home, 7-0 Away)

	TV	Location	Time
NOVEMBER			
11		CHATTANOOGA SS Parker 23/Anosike 10	W 76-56
15		1-#9/8 Oklahoma ESPNU Parker 28/Parker 15	W 70-67
18		#21/22 TEXAS ESPN2 Parker 21/Two 6	W 92-67
21		at #16/17 West Virginia Parker 29/Parker 13	W 67-49
26		LOUISIANA TECH SS Three 13/Baugh 16	W 81-60
DECEMBER			
2		#4/4 N. CAROLINA ESPN2 Hornbuckle 25/Parker 16	W 83-79
5		#25/RV ODU SS Bjorklund 19/Bjorklund 8	W 83-52
13		MIDDLE TENNESSEE SS Parker 34/Parker 13	W 84-61
16		GONZAGA SS Bjorklund 23/Anosike 11	W 96-73
19		at UCLA Parker 17/Hornbuckle 8	W 82-70
22		at #5/4 Stanford FSN Parker 25/Parker 10	L 69-73 (OT)
JANUARY			
2		at #15/15 DePaul ESPNU Fuller 19/Anosike 9	W 102-68
5		at #14/14 Notre Dame CBS Bjorklund 21/Anosike 9	W 87-63
10		#22/20 AUBURN* RSN Anosike 20/Anosike 12	W 85-42
13		at South Carolina* CSS Bobbitt 20/Hornbuckle 7	W 71-48
17		at Kentucky* Parker 23/Parker 7	W 65-40
20		VANDERBILT* RSN Parker 19/Parker 12	W 79-63
24		ARKANSAS* Bjorklund 29/Anosike 11	W 98-55
28		at #9/11 Duke ESPN2 Parker 17/Parker 12	W 67-64
31		at Ole Miss* CSS Bobbitt 14/Baugh 9	W 68-44
FEBRUARY			
3		KENTUCKY* Parker 20/Baugh 10	W 79-51
7		at Mississippi State* CSS Two 16/Parker 11	W 87-69
11		#5/4 RUTGERS ESPN2 Parker 27/Parker 10	W 59-58
14		#7/7 LSU* FSN Parker 26/Anosike 12	L 62-78
17		at #25/rv Vanderbilt* FSN Parker 23/Parker 10	W 81-68
21		at Alabama* CSS Parker 19/Anosike 8	W 85-58
24		MISSISSIPPI STATE* RSN Parker 19/Two 8	W 72-46
28		FLORIDA* Two 18/Anosike 12	W 88-61
MARCH			
2		at #22/20 Georgia* ESPN2 Parker 30/Anosike 11	W 72-63
7		2-Florida RSN Parker 26/Two 8	W 92-61
8		2-#21/22 Vanderbilt RSN Parker 25/Anosike 10	W 63-48
9		2-#7/6 LSU ESPN2 Parker 28/Anosike 11	W 61-55
23		3-Oral Roberts ESPN2 Bjorklund 16/Fuller 8	W 94-55
25		3-Purdue ESPN2 Parker 24/Anosike 10	W 78-52
30		4-#15/19 Notre Dame ESPN2 Parker 34/Parker 13	W 74-64
APRIL			
1		4-#8/9 Texas A&M ESPN Parker 26/Anosike 8	W 53-45
6		5-#6/5 LSU ESPN Parker 13/Parker 15	W 47-46
8		5-#4/4 Stanford ESPN Parker 17/Parker 9	W 64-48

All times eastern and subject to change. Home games in caps. *-SEC game. RSN - FSN South, FSN Southwest, SUN Sports; FSN - FSN National; CSS - Comcast Sports Southeast; SS - Sports South. 1-ESPN Invitational (Tampa, Fla.) 2-SEC Tournament (Nashville, Tenn.); 3-NCAA 1st/2nd Rounds (Lafayette, Ind.); 4-NCAA Regional (Oklahoma City, Okla.); 5-NCAA Final Four (Tampa, Fla.).

Vanderbilt Commodores
Overall: 25-9 (13-3 Home, 8-4 Away, 4-2 Neutral)
SEC: 11-3 (6-1 Home, 5-2 Away)

	TV	Location	Time
NOVEMBER			
9		UAB Two 13/Sherwood	W 92-51
11		FURMAN Wirth 17/Risper 7	W 68-51
14		at Indiana State Wirth 22/Risper 13	L 72-77(OT)
20		at Clemson Sherwood 22/Sherwood 13	W 74-56
23		1-BELMONT Sherwood 24/Chisholm 8	W 104-43
25		1-IOWA STATE Lueders 14/Risper 7	W 62-53
28		#17/10 DUKE Mooney 16/Mooney 6	W 68-55
DECEMBER			
1		vs. Saint Mary's Wirth 18/Risper 7	W 90-69
2		at #11/13 California Marsh 12/Risper 9	L 59-67
6		WESTERN KENTUCKY Sherwood 20/Mooney 7	W 75-54
9		COLORADO Sherwood 22/Sherwood 10	L 51-62
22		LIPSCOMB Wirth 16/Malo 8	W 92-37
30		# 23/RV OLD DOMINION Two 16/Three 4	L 65-80
JANUARY			
2		USF Marsh 19/Tuomi 9	W 75-48
5		at Princeton Marsh 17/Tuomi 8	W 81-48
10		MISSISSIPPI STATE* Marsh 15/Two 7	W 72-50
13		at #11/11 LSU* RSN Mooney 15/Two 8	L 51-62
17		#12/11 GEORGIA* CSS Wirth 16/Rhoads 6	W 67-59
20		at #2/2 Tennessee* RSN Wirth 24/Tuomi 11	L 63-79
27		OLE MISS* Risper 20/Risper 10	W 83-50
31		at Florida* Sherwood 20/Sherwood 12	W 66-56
FEBRUARY			
3		at #17/14 Georgia* Wirth 18/Risper 8	W 61-54
7		SOUTH CAROLINA* Marsh 12/Sherwood 7	W 78-48
10		at Alabama* Wirth 20/Tuomi 9	W 92-47
14		KENTUCKY* Wirth 20/Risper 8	W 66-49
17		#1/1 TENNESSEE* FSN Wirth 14/Two 5	L 68-81
21		at Arkansas* Jones 13/Brereton 5	W 63-50
28		at Auburn* RSN Two 19/Risper 12	W 73-56
MARCH			
2		Alabama* Two 16/Wirth 5	W 83-54
7		2-Auburn RSN Two 10/Risper 15	W 49-44
8		2-#3/3 Tennessee RSN Risper 14/Risper 9	L 48-63
22		3-Montana ESPN2 Ruomi 14/Risper 5	W 75-47
24		3-West Virginia ESPN2 Wirth 21/Sherwood 8	W 64-46
29		4-#5/6 Maryland ESPN Wirth 13/Wirth 8	L 66-80

All times central and subject to change. Home games in caps. *-SEC game. RSN - FSN South, FSN Southwest, SUN Sports; FSN - FSN National; CSS - Comcast Sports Southeast. 1-Vanderbilt Thanksgiving Tournament (Nashville, Tenn.); 2-SEC Tournament (Nashville, Tenn.); 3-NCAA 1st/2nd Rounds (Albuquerque, N.M.); 4-NCAA Regional (Spokane, Wash.).

School-By- School Attendance



TM

TEAM-BY-TEAM ATTENDANCE

ALABAMA

	<u>Games</u>	<u>Total</u>	<u>Average</u>
HOME	16	32164	2010
AWAY	11	26096	2372
NEUTRAL	3	5657	1886
TOTAL	30	63917	2131

ARKANSAS

	<u>Games</u>	<u>Total</u>	<u>Average</u>
HOME	16	38809	2426
AWAY	8	28928	2616
NEUTRAL	6	9395	1566
TOTAL	30	77132	2571

AUBURN

	<u>Games</u>	<u>Total</u>	<u>Average</u>
HOME	12	22106	1842
AWAY	14	45956	3283
NEUTRAL	6	21727	3621
TOTAL	32	89789	2806

FLORIDA

	<u>Games</u>	<u>Total</u>	<u>Average</u>
HOME	19	35198	1853
AWAY	12	43347	3612
NEUTRAL	2	14197	7098
TOTAL	33	92742	2810

GEORGIA

	<u>Games</u>	<u>Total</u>	<u>Average</u>
HOME	16	78135	4883
AWAY	10	36957	3696
NEUTRAL	7	22757	3251
TOTAL	33	137849	4177

KENTUCKY

	<u>Games</u>	<u>Total</u>	<u>Average</u>
HOME	18	85769	4765
AWAY	10	42252	4225
NEUTRAL	5	24640	4928
TOTAL	33	152661	4626

LSU

	<u>Games</u>	<u>Total</u>	<u>Average</u>
HOME	15	80512	5367
AWAY	14	64936	4638
NEUTRAL	8	66580	8322
TOTAL	37	212028	5730

OLE MISS

	<u>Games</u>	<u>Total</u>	<u>Average</u>
HOME	13	15301	1177
AWAY	12	42061	3505
NEUTRAL	4	15018	3754
TOTAL	29	72380	2496

MISSISSIPPI STATE

	<u>Games</u>	<u>Total</u>	<u>Average</u>
HOME	16	16065	1004
AWAY	12	41633	3469
NEUTRAL	3	4931	1644
TOTAL	31	64837	2020

SOUTH CAROLINA

	<u>Games</u>	<u>Total</u>	<u>Average</u>
HOME	18	32431	1802
AWAY	12	44653	3721
NEUTRAL	2	4668	2334
TOTAL	32	81752	2555

TENNESSEE

	<u>Games</u>	<u>Total</u>	<u>Average</u>
HOME	16	242412	15151
AWAY	13	94892	7299
NEUTRAL	9	108621	12069
TOTAL	38	445925	11735

VANDERBILT

	<u>Games</u>	<u>Total</u>	<u>Average</u>
HOME	17	91279	5369
AWAY	11	50492	4590
NEUTRAL	6	42231	7038
TOTAL	34	184002	5412

2008 Postseason Brackets



TM

2008 SEC WOMEN'S BASKETBALL TOURNAMENT BRACKET

March 6-9 • Sommet Center • Nashville, Tenn.

Thursday, March 6

Friday, March 7

Saturday, March 8

Sunday, March 9



#9 Mississippi State

Game 1
Noon [RSN]

#8 Ole Miss

Game 5
Noon [RSN]

#1 LSU

#12 Alabama

Game 3
6:30 pm [RSN]

#5 Georgia

Game 7
6:30 pm [RSN]

#4 Kentucky

Game 9
5:30 pm [RSN]

#11 Arkansas

Game 4
9 pm [RSN]

#6 Auburn

Game 8
9 pm [RSN]

#3 Vanderbilt

#10 South Carolina

Game 2
2:30 pm [RSN]

#7 Florida

Game 6
2:30 pm [RSN]

#2 Tennessee

Game 11
6:30 pm [RSN]

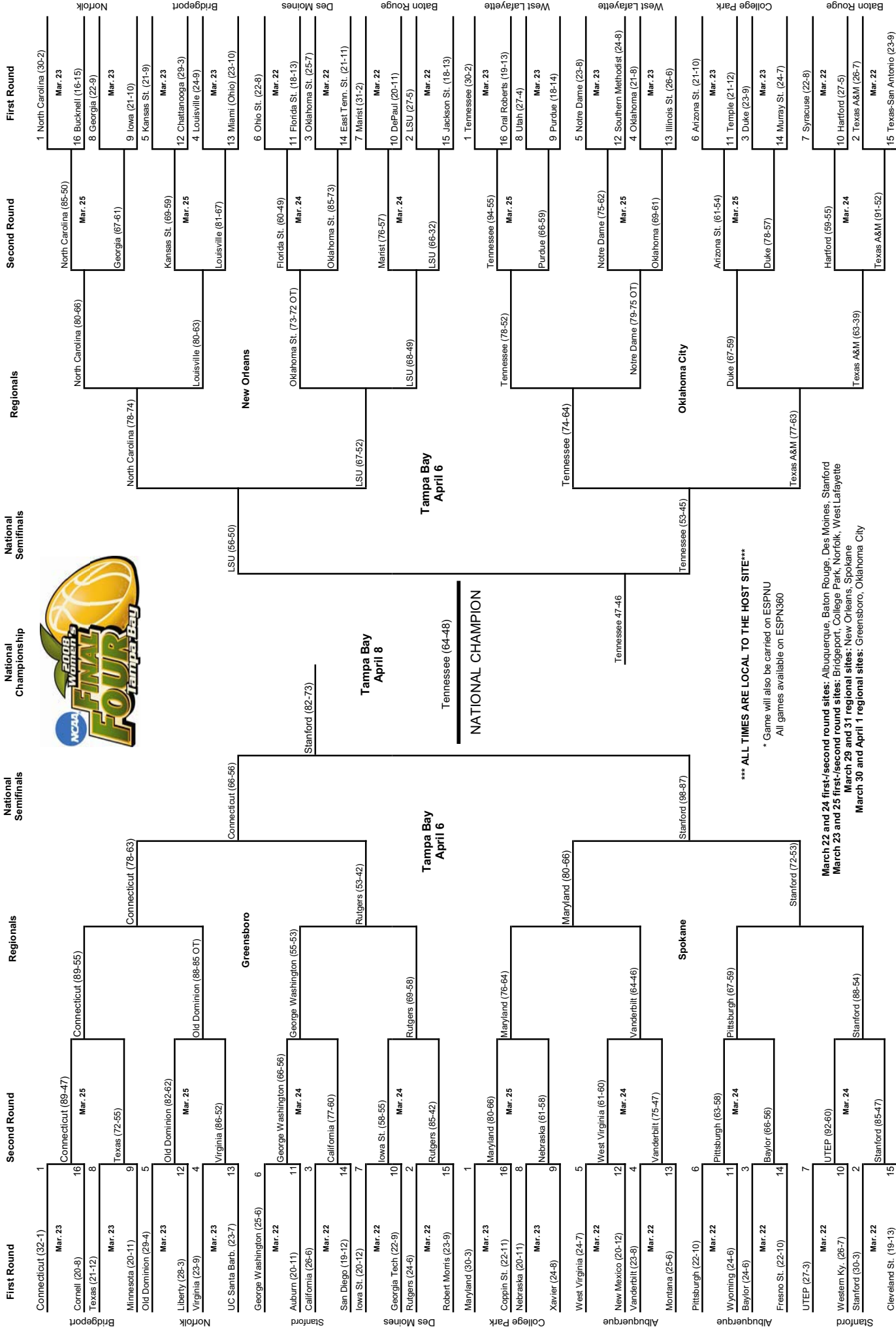
NCAA Tournament
Automatic Qualifier

Game 10
8 pm [RSN]

All Times Central.
RSN - FSN South, FSN Southwest, SUN Sports.



2008 NCAA Division I Women's BASKETBALL CHAMPIONSHIP



*** ALL TIMES ARE LOCAL TO THE HOST SITE ***

* Game will also be carried on ESPN
All games available on ESPN360

March 22 and 24 first-/second round sites: Albuquerque, Baton Rouge, Des Moines, Stanford
 March 23 and 25 first-/second round sites: Bridgeport, College Park, Norfolk, West Lafayette
 March 29 and 31 regional sites: New Orleans, Spokane
 March 30 and April 1 regional sites: Greensboro, Oklahoma City

© 2008 National Collegiate Athletic Association. No commercial use without the NCAA's written permission. The NCAA opposes all sports wagering. This bracket should not be used for sweepstakes, contests, office pools or other gambling activities.



2008 Postseason Women's National Invitation Tournament



Round 1 March 19-22	Round 2 March 22-25	Round 3 March 26-28	Round 4 March 29-31	Semifinals April 2-3	Finals April 4
Prairie View 83 7 pm CT, Thur. 3/20 at Texas State	Texas Tech 82 7 pm CT, Sat. 3/22 at Texas Tech	Texas Tech 74 7 pm CT, Wed. 3/26 at Texas Tech	Michigan 40 7 pm ET, Thur. 3/27 at Michigan	Michigan 59 7 pm ET, Thur. 3/27 at Michigan	Michigan St. 58 2 pm ET Sun. 3/30 at Michigan State
Texas State 84 7 pm CT, Thur. 3/20 at Texas State	Texas State 49 7 pm CT, Wed. 3/26 at Texas Tech	TCU 90 OT 2 pm MT Sun. 3/30 at Colorado	Michigan 40 7 pm ET, Thur. 3/27 at Michigan	Michigan 59 7 pm ET, Thur. 3/27 at Michigan	Michigan St. 58 2 pm ET Sun. 3/30 at Michigan State
Idaho State 54 7:05 MT, Thur. 3/20 at Boise State	TCU 85 5 pm CT, Sun. 3/23 at TCU	TCU 81 7 pm MT Sun. 3/30 at Colorado	Miss. St. 61 7 pm CT Mon. 3/24 at Southern Miss	Miss. St. 61 7 pm CT Mon. 3/24 at Southern Miss	Ark.-L.R. 57 7 pm CT, Thur. 3/20 at Southern Miss.
Boise State 77 7 pm CT, Thur. 3/20 at Boise State	Boise State 56 7 pm CT, Wed. 3/26 at Texas Tech	Colorado 82 7 pm MT Mon. 3/24 at Colorado	S. Miss 62 7 pm CT, Thur. 3/20 at Southern Miss.	S. Miss 62 7 pm CT, Thur. 3/20 at Southern Miss.	Sthm. Miss. 67 7 pm CT, Thur. 3/20 at Southern Miss.
UC Davis 60 7 pm PT, Thur. 3/20 at Gonzaga	Colorado 82 7 pm MT Mon. 3/24 at Colorado	Colorado 64 7 pm MT Thur. 3/27 at Colorado	Kansas 82 7 pm CT Mon. 3/24 at Kansas	Kansas 82 7 pm CT Mon. 3/24 at Kansas	SE Missouri 58 7:35 CT, Thur. 3/20 at Evansville
Gonzaga 81 7 pm PT, Thur. 3/20 at Gonzaga	Gonzaga 68 7 pm MT Thur. 3/27 at Colorado	Villanova 58 7 pm MT, Wed. 3/26 at Marquette	Evansville 60 7 pm ET, Thur. 3/27 at Michigan St.	Evansville 60 7 pm ET, Thur. 3/27 at Michigan St.	Evansville 60 7 pm ET, Thur. 3/27 at Michigan St.
American 52 7 pm ET, Wed. 3/19 at Villanova	Wisconsin 54 7 pm CT, Sat. 3/22 at Wisconsin	Marquette 75 7 pm CT Mon. 3/24 at Marquette	Mich. St. 74 2 pm ET Sat. 3/22 at Michigan St.	Mich. St. 74 2 pm ET Sat. 3/22 at Michigan St.	Dayton 52 7 pm ET, Thur. 3/20 at Bowling Green
Villanova 53 7 pm ET, Wed. 3/19 at Villanova	Villanova 60 7 pm CT, Sat. 3/22 at Wisconsin	Marquette 72 7 pm CT Mon. 3/24 at Marquette	BGSU 66 7 pm ET, Thur. 3/20 at Bowling Green	BGSU 66 7 pm ET, Thur. 3/20 at Bowling Green	BGSU 64 7 pm ET, Thur. 3/20 at Bowling Green
Creighton 76 7 pm CT, Thur. 3/20 at S. Dakota St.	Marquette 75 7 pm CT Mon. 3/24 at Marquette	Marquette 69 7 pm CT, Wed. 3/26 at Marquette	St. John's 65 7 pm ET Mon. 3/24 at St. John's	St. John's 65 7 pm ET Mon. 3/24 at St. John's	Iona 71 7 pm ET, Wed. 3/19 at Quinnipiac
S. Dakota St 69 7 pm CT, Thur. 3/20 at S. Dakota St.	Illinois 48 7 pm CT, Mon. 3/24 at Illinois	Illinois 64 7 pm CT, Wed. 3/26 at Marquette	Iona 59 7 pm ET, Wed. 3/19 at Quinnipiac	Iona 59 7 pm ET, Wed. 3/19 at Quinnipiac	Quinnipiac 59 7 pm ET, Wed. 3/19 at Quinnipiac
Green Bay 56 4 pm CT, Sat. 3/22 at Drake	Drake 44 7 pm CT, Mon. 3/24 at Illinois	Marquette 69 7 pm CT, Wed. 3/26 at Marquette	St. John's 61 7 pm ET, Thur. 3/27 at St. John's	St. John's 61 7 pm ET, Thur. 3/27 at St. John's	Boston Coll. 76 7 pm ET Mon. 3/24 at Boston College
Drake 65 7 pm CT, Wed. 3/19 at MTSU	Kentucky 68 7 pm ET, Fri. 3/21 at Kentucky	Illinois 64 7 pm CT, Wed. 3/26 at Marquette	NC State 57 2 pm ET Sun. 3/30 at NC State	NC State 57 2 pm ET Sun. 3/30 at NC State	Dartmouth 50 7 pm ET, Thur. 3/20 at Vermont
W. Carolina 69 7 pm CT, Wed. 3/19 at MTSU	Kentucky 84 7 pm ET, Fri. 3/21 at Kentucky	Marquette 86 7 pm MT, Wed. 4/2 at Colorado	NC State 63 7 pm ET, Thur. 3/27 at NC State	NC State 63 7 pm ET, Thur. 3/27 at NC State	Vermont 69 7 pm ET, Thur. 3/20 at Vermont
MTSU 104 7 pm CT, Wed. 3/19 at MTSU	MTSU 66 7 pm ET, Fri. 3/21 at Kentucky	Marquette 86 7 pm MT, Wed. 4/2 at Colorado	NC State 80 7 pm ET, Thur. 3/27 at NC State	NC State 80 7 pm ET, Thur. 3/27 at NC State	NC A&T 74 7 pm ET, Fri. 3/21 at South Carolina
Indiana 81 OT 7 ET, Sat. 3/22 at Indiana	Kentucky 64 7 pm ET, Wed. 3/26 at Kentucky	Marquette 86 7 pm MT, Wed. 4/2 at Colorado	Florida 55 7 pm ET, Mon. 3/24 at Florida	Florida 55 7 pm ET, Mon. 3/24 at Florida	S. Carolina 102 7 pm ET, Fri. 3/21 at South Carolina
Radford 58 7 pm ET, Thur. 3/20 at James Madison	JMU 76 7 pm ET, Wed. 3/26 at Kentucky	Marquette 86 7 pm MT, Wed. 4/2 at Colorado	Florida 60 7 pm ET, Mon. 3/24 at Florida	Florida 60 7 pm ET, Mon. 3/24 at Florida	S. Florida 65 7 pm ET, Fri. 3/21 at Fla. Gulf Coast
JMU 80 7 pm ET, Thur. 3/20 at James Madison	JMU 86 OT 7 pm ET, Wed. 3/26 at Kentucky	Marquette 86 7 pm MT, Wed. 4/2 at Colorado	FGCU 55 7 pm ET, Mon. 3/24 at Florida	FGCU 55 7 pm ET, Mon. 3/24 at Florida	Fla. G.C. 67 7 pm ET, Fri. 3/21 at Fla. Gulf Coast

Marquette
CHAMPION

All game times are according to host school's time zone.



Honors and Accolades



TM

SEC Weekly Awards

- Week 1** - Games of 11/9-11/11
Brittaney Thomas • Florida (Player)
Jordan Jones • South Carolina (Freshman)
- Week 2** - Games of 11/12-11/18
Candace Parker • Tennessee (Player)
Alli Smalley • Auburn (Freshman)
- Week 3** - Games of 11/20-11/25
Whitney Boddie • Auburn (Player)
Victoria Dunlap • Kentucky (Freshman)
- Week 4** - Games of 11/26-12/2
Lauren Ervin • Arkansas (Player)
Kayla Melson • Ole Miss (Freshman)
- Week 5** - Games of 12/3-12/9
Demetress Adams • South Carolina (Player)
Angie Bjorklund • Tennessee (Freshman)
- Week 6** - Games of 12/10-12/16
Candace Parker • Tennessee (Player)
Angie Bjorklund • Tennessee (Freshman)
- Week 7** - Games of 12/17-12/22
Depree Bowden • Florida (Player)
Tierney Jenkins • Alabama (Freshman)
- Week 8** - Games of 12/28-12/30
Lauren Ervin • Arkansas (Player)
Amber Smith • Kentucky (Freshman)
- Week 9** - Games of 12/31-1/6
Quianna Chaney • LSU (Player)
Angie Bjorklund • Tennessee (Freshman)
- Week 10** - Games of 1/7-1/13
Sylvia Fowles • LSU (Player)
Victoria Dunlap • Kentucky (Freshman)
- Week 11** - Games of 1/14-1/20
Candace Parker • Tennessee (Player)
Hannah Tuomi • Vanderbilt (Freshman)
- Week 12** - Games of 1/21-1/27
Sylvia Fowles • LSU (Player)
Angie Bjorklund • Tennessee (Freshman)
- Week 13** - Games of 1/28 - 2/3
Quianna Chaney • LSU (Player)
Cassie Moore • Auburn (Freshman)
- Week 14** - Games of 2/4-2/10
Sylvia Fowles • LSU (Player)
Victoria Dunlap • Kentucky (Freshman)
- Week 15** - Games of 2/11-2/17
Sylvia Fowles • LSU (Player)
Angela Puleo • Georgia (Freshman)
- Week 16** - Games of 2/18-2/24
Tasha Humphrey • Georgia (Player)
Vicki Baugh • Tennessee (Freshman)
- Week 17** - Games of 2/25-2/29
Merideth Marsh • Vanderbilt (Player)
Angie Bjorklund • Tennessee (Freshman)

2007-08 Community Service Team

Camilla Blands, Alabama
Sarah Pfeifer, Arkansas
Juanitta Wallace, Auburn
Depree Bowden, Florida
Rebecca Rowsey, Georgia
Samantha Mahoney, Kentucky
Sylvia Fowles, LSU
Ole Miss Team
Lauren Roberts, Mississippi State
Brionna Dickerson, South Carolina
Nicky Anosike, Tennessee
Jennifer Risper, Vanderbilt

National Awards

Naismith Player of the Year: Candace Parker, Tennessee

AP Player of the Year: Candace Parker, Tennessee

USBWA Player of the Year: Candace Parker, Tennessee

Wooden Award: Candace Parker, Tennessee

Honda Broderick Award: Candace Parker, Tennessee

WBCA Defensive Player of the Year: Sylvia Fowles, LSU

All-Americans

AP First Team

Sylvia Fowles, LSU
Candace Parker, Tennessee

AP Honorable Mention

Shannon Bobbitt, Tennessee
DeWanna Bonner, Auburn
Tasha Humphrey, Georgia

USBWA First Team

Sylvia Fowles, LSU
Candace Parker, Tennessee

Kodak First Team

Sylvia Fowles, LSU
Candace Parker, Tennessee

Gballmag.com Freshman Team

Angie Bjorklund, Tennessee
Alli Smalley, Auburn

CoSIDA Academic All-American First Team

Candace Parker, Tennessee

CoSIDA Academic All-American Second Team

Nicky Anosike, Tennessee

CoSIDA Academic All-American Third Team

Chelsea Chowning, Kentucky

SEC Honors

COACHES

First Team All-SEC

DeWanna Bonner, Auburn
Marshae Dotson, Florida
Tasha Humphrey, Georgia
Quianna Chaney, LSU
Sylvia Fowles, LSU*
Alexis Hornbuckle, Tennessee
Candace Parker, Tennessee*
Christina Wirth, Vanderbilt

Second Team All-SEC

Ashley Houts, Georgia
Sarah Elliott, Kentucky
Samantha Mahoney, Kentucky
Erica White, LSU
Shawn Goff, Ole Miss
Demetress Adams, South Carolina
Shannon Bobbitt, Tennessee
Jennifer Risper, Vanderbilt

All-Freshman Team

Tierney Jenkins, Alabama
Alli Smalley, Auburn*
Angela Puleo, Georgia
Victoria Dunlap, Kentucky*
Amber Smith, Kentucky
Mary Kathryn Govero, Mississippi State
Angie Bjorklund, Tennessee*
Jence Rhoads, Vanderbilt
Hannah Tuomi, Vanderbilt

All-Defensive Team

Brittney Vaughn, Arkansas
Sylvia Fowles, LSU*
Demetress Adams, South Carolina
Alexis Hornbuckle, Tennessee
Jennifer Risper, Vanderbilt

Coach of the Year

Van Chancellor, LSU

Player of the Year

Sylvia Fowles, LSU

Freshman of the Year

Angie Bjorklund, Tennessee

Defensive Player of the Year

Sylvia Fowles, LSU

6th Woman of the Year

Jessica Mooney, Vanderbilt
Allison Hightower, LSU

Scholar-Athlete of the Year

Chelsea Chowning, Kentucky

ASSOCIATED PRESS

First Team All-SEC

DeWanna Bonner, Auburn
Tasha Humphrey, Georgia
Quianna Chaney, LSU
Sylvia Fowles, LSU*
Candace Parker, Tennessee*

Second Team All-SEC

Marshae Dotson, Florida
Ashley Houts, Georgia
Erica White, LSU
Shawn Goff, Ole Miss
Demetress Adams, South Carolina
Shannon Bobbitt, Tennessee
Alexis Hornbuckle, Tennessee
Christina Wirth, Vanderbilt

Honorable Mention

Brittney Vaughn, Arkansas
Sherell Hobbs, Auburn
Sarah Elliott, Kentucky
Samantha Mahoney, Kentucky
Jennifer Risper, Vanderbilt

Coach of the Year

Van Chancellor, LSU

Player of the Year

Sylvia Fowles, LSU

Newcomer of the Year

Angie Bjorklund, Tennessee



Season Statistics



TM

**2007-08 Southeastern Conference
CONFERENCE BASKETBALL STATISTICS
Final (All games)**

SCORING OFFENSE

## Team	G	W-L	Pts	Avg/G
1.Tennessee.....	38	36-2	2916	76.7
2.Vanderbilt.....	34	25-9	2416	71.1
3.LSU.....	37	31-6	2561	69.2
4.Georgia.....	33	23-10	2282	69.2
5.Auburn.....	32	20-12	2211	69.1
6.Florida.....	33	19-14	2257	68.4
7.Mississippi State...	31	16-15	2051	66.2
8.South Carolina.....	32	16-16	2100	65.6
9.Arkansas.....	30	17-13	1968	65.6
10.Ole Miss.....	29	13-16	1874	64.6
11.Kentucky.....	33	17-16	2024	61.3
12.Alabama.....	30	8-22	1646	54.9

SCORING DEFENSE

## Team	G	Pts	Avg/G
1.LSU.....	37	1849	50.0
2.Vanderbilt.....	34	1926	56.6
3.Tennessee.....	38	2229	58.7
4.Georgia.....	33	1956	59.3
5.Auburn.....	32	1910	59.7
6.Mississippi State...	31	1924	62.1
7.Arkansas.....	30	1876	62.5
8.Kentucky.....	33	2065	62.6
9.South Carolina.....	32	2016	63.0
10.Alabama.....	30	1953	65.1
11.Ole Miss.....	29	1952	67.3
12.Florida.....	33	2287	69.3

SCORING MARGIN

## Team	G	OFF	DEF	Margin
1.LSU.....	37	69.2	50.0	+19.2
2.Tennessee.....	38	76.7	58.7	+18.1
3.Vanderbilt.....	34	71.1	56.6	+14.4
4.Georgia.....	33	69.2	59.3	+9.9
5.Auburn.....	32	69.1	59.7	+9.4
6.Mississippi State...	31	66.2	62.1	+4.1
7.Arkansas.....	30	65.6	62.5	+3.1
8.South Carolina.....	32	65.6	63.0	+2.6
9.Florida.....	33	68.4	69.3	-0.9
10.Kentucky.....	33	61.3	62.6	-1.2
11.Ole Miss.....	29	64.6	67.3	-2.7
12.Alabama.....	30	54.9	65.1	-10.2

FREE THROW PERCENTAGES

## Team	G	FTM	FTA	Pct
1.Georgia.....	33	475	650	.731
2.Auburn.....	32	449	633	.709
3.Tennessee.....	38	513	730	.703
4.Arkansas.....	30	331	474	.698
5.Florida.....	33	428	613	.698
6.South Carolina.....	32	392	579	.677
7.Mississippi State...	31	399	593	.673
8.Vanderbilt.....	34	394	590	.668
9.LSU.....	37	423	646	.655
10.Ole Miss.....	29	362	554	.653
11.Kentucky.....	33	458	714	.641
12.Alabama.....	30	308	496	.621

FIELD GOAL PERCENTAGES

## Team	G	FG	FGA	Pct
1.Vanderbilt.....	34	902	1937	.466
2.LSU.....	37	982	2175	.451
3.Tennessee.....	38	1083	2401	.451
4.Arkansas.....	30	741	1729	.429
5.Auburn.....	32	821	1941	.423
6.Georgia.....	33	800	1915	.418
7.South Carolina.....	32	773	1857	.416
8.Florida.....	33	825	2029	.407
9.Ole Miss.....	29	695	1751	.397
10.Alabama.....	30	620	1588	.390
11.Mississippi State...	31	747	1973	.379
12.Kentucky.....	33	721	1908	.378

FIELD GOAL PCT DEFENSE

## Team	G	FG	FGA	Pct
1.LSU.....	37	694	2037	.341
2.Vanderbilt.....	34	670	1825	.367
3.South Carolina.....	32	724	1923	.376
4.Georgia.....	33	726	1916	.379
5.Kentucky.....	33	756	1970	.384
6.Tennessee.....	38	857	2226	.385
7.Arkansas.....	30	696	1783	.390
8.Auburn.....	32	712	1817	.392
9.Mississippi State...	31	686	1743	.394
10.Ole Miss.....	29	712	1783	.399
11.Alabama.....	30	706	1741	.406
12.Florida.....	33	877	2089	.420

3-POINT FIELD GOAL PERCENTAGES

## Team	G	FG	FGA	Pct
1.Vanderbilt.....	34	218	572	.381
2.Tennessee.....	38	237	647	.366
3.LSU.....	37	174	491	.354
4.South Carolina.....	32	162	464	.349
5.Georgia.....	33	207	626	.331
6.Ole Miss.....	29	122	372	.328
7.Auburn.....	32	120	382	.314
8.Arkansas.....	30	155	498	.311
9.Florida.....	33	179	585	.306
10.Kentucky.....	33	124	420	.295
11.Alabama.....	30	98	342	.287
12.Mississippi State...	31	158	557	.284

3-POINT FIELD GOAL PCT DEFENSE

## Team	G	FG	FGA	Pct
1.LSU.....	37	133	502	.265
2.Georgia.....	33	150	517	.290
3.Vanderbilt.....	34	161	551	.292
4.Mississippi State...	31	150	497	.302
5.South Carolina.....	32	145	475	.305
6.Ole Miss.....	29	185	599	.309
7.Kentucky.....	33	143	460	.311
8.Tennessee.....	38	169	537	.315
9.Alabama.....	30	143	448	.319
10.Auburn.....	32	153	473	.323
11.Florida.....	33	189	565	.335
12.Arkansas.....	30	170	499	.341

**2007-08 Southeastern Conference
CONFERENCE BASKETBALL STATISTICS
Final (All games)**

REBOUNDING OFFENSE

## Team	G	Reb	Avg/G
1.Tennessee.....	38	1555	40.9
2.South Carolina.....	32	1302	40.7
3.Auburn.....	32	1289	40.3
4.Georgia.....	33	1324	40.1
5.Kentucky.....	33	1319	40.0
6.Mississippi State...	31	1228	39.6
7.Florida.....	33	1300	39.4
8.Ole Miss.....	29	1132	39.0
9.Alabama.....	30	1141	38.0
10.LSU.....	37	1396	37.7
11.Arkansas.....	30	1113	37.1
12.Vanderbilt.....	34	1249	36.7

REBOUNDING DEFENSE

## Team	G	Reb	Avg/G
1.Vanderbilt.....	34	1128	33.2
2.Auburn.....	32	1103	34.5
3.Alabama.....	30	1061	35.4
4.Tennessee.....	38	1350	35.5
5.Georgia.....	33	1179	35.7
6.LSU.....	37	1335	36.1
7.Arkansas.....	30	1092	36.4
8.South Carolina.....	32	1178	36.8
9.Kentucky.....	33	1265	38.3
10.Mississippi State...	31	1190	38.4
11.Florida.....	33	1287	39.0
12.Ole Miss.....	29	1164	40.1

REBOUNDING MARGIN

## Team	G	TEAM	Avg	OPP	Avg Margin	
1.Auburn.....	32	1289	40.3	1103	34.5	+5.8
2.Tennessee.....	38	1555	40.9	1350	35.5	+5.4
3.Georgia.....	33	1324	40.1	1179	35.7	+4.4
4.South Carolina.....	32	1302	40.7	1178	36.8	+3.9
5.Vanderbilt.....	34	1249	36.7	1128	33.2	+3.6
6.Alabama.....	30	1141	38.0	1061	35.4	+2.7
7.LSU.....	37	1396	37.7	1335	36.1	+1.6
8.Kentucky.....	33	1319	40.0	1265	38.3	+1.6
9.Mississippi State...	31	1228	39.6	1190	38.4	+1.2
10.Arkansas.....	30	1113	37.1	1092	36.4	+0.7
11.Florida.....	33	1300	39.4	1287	39.0	+0.4
12.Ole Miss.....	29	1132	39.0	1164	40.1	-1.1

BLOCKED SHOTS

## Team	G	Blocks	Avg/G
1.Tennessee.....	38	223	5.87
2.South Carolina.....	32	156	4.88
3.Auburn.....	32	153	4.78
4.LSU.....	37	174	4.70
5.Arkansas.....	30	130	4.33
6.Kentucky.....	33	141	4.27
7.Georgia.....	33	131	3.97
8.Alabama.....	30	115	3.83
9.Ole Miss.....	29	98	3.38
10.Florida.....	33	105	3.18
11.Vanderbilt.....	34	100	2.94
12.Mississippi State...	31	89	2.87

ASSISTS

## Team	G	Assists	Avg/G
1.LSU.....	37	645	17.43
2.Tennessee.....	38	611	16.08
3.Vanderbilt.....	34	544	16.00
4.Georgia.....	33	469	14.21
5.South Carolina.....	32	447	13.97
6.Ole Miss.....	29	403	13.90
7.Arkansas.....	30	414	13.80
8.Auburn.....	32	441	13.78
9.Mississippi State...	31	417	13.45
10.Florida.....	33	417	12.64
11.Alabama.....	30	341	11.37
12.Kentucky.....	33	350	10.61

STEALS

## Team	G	Steals	Avg/G
1.Tennessee.....	38	445	11.71
2.LSU.....	37	412	11.14
3.Mississippi State...	31	307	9.90
4.Vanderbilt.....	34	335	9.85
5.Auburn.....	32	313	9.78
6.Ole Miss.....	29	281	9.69
7.Florida.....	33	310	9.39
8.South Carolina.....	32	288	9.00
9.Alabama.....	30	265	8.83
10.Georgia.....	33	270	8.18
11.Arkansas.....	30	231	7.70
12.Kentucky.....	33	205	6.21

TURNOVER MARGIN

## Team	G	TEAM	Avg	OPP	Avg Margin	
1.LSU.....	37	474	12.8	700	18.9	+6.11
2.Tennessee.....	38	622	16.4	784	20.6	+4.26
3.Mississippi State...	31	540	17.4	658	21.2	+3.81
4.Vanderbilt.....	34	588	17.3	688	20.2	+2.94
5.Auburn.....	32	510	15.9	583	18.2	+2.28
6.Georgia.....	33	552	16.7	575	17.4	+0.70
7.Ole Miss.....	29	521	18.0	532	18.3	+0.38
8.Florida.....	33	634	19.2	630	19.1	-0.12
9.Arkansas.....	30	483	16.1	476	15.9	-0.23
10.Kentucky.....	33	581	17.6	542	16.4	-1.18
11.South Carolina.....	32	666	20.8	558	17.4	-3.38
12.Alabama.....	30	778	25.9	576	19.2	-6.73

ASSIST/TURNOVER RATIO

## Team	G	Asst	Avg	Turn	Avg	Ratio
1.LSU.....	37	645	17.4	474	12.8	1.36
2.Tennessee.....	38	611	16.1	622	16.4	0.98
3.Vanderbilt.....	34	544	16.0	588	17.3	0.93
4.Auburn.....	32	441	13.8	510	15.9	0.86
5.Arkansas.....	30	414	13.8	483	16.1	0.86
6.Georgia.....	33	469	14.2	552	16.7	0.85
7.Ole Miss.....	29	403	13.9	521	18.0	0.77
8.Mississippi State...	31	417	13.5	540	17.4	0.77
9.South Carolina.....	32	447	14.0	666	20.8	0.67
10.Florida.....	33	417	12.6	634	19.2	0.66
11.Kentucky.....	33	350	10.6	581	17.6	0.60
12.Alabama.....	30	341	11.4	778	25.9	0.44

2007-08 Southeastern Conference
 CONFERENCE BASKETBALL STATISTICS
 Final (All games)

OFFENSIVE REBOUNDS

## Team	G	No.	Avg/G
1.Mississippi State...	31	477	15.39
2.Auburn.....	32	488	15.25
3.Tennessee.....	38	572	15.05
4.Ole Miss.....	29	428	14.76
5.Florida.....	33	487	14.76
6.Alabama.....	30	416	13.87
7.South Carolina.....	32	442	13.81
8.Georgia.....	33	445	13.48
9.Kentucky.....	33	433	13.12
10.Arkansas.....	30	377	12.57
11.Vanderbilt.....	34	405	11.91
12.LSU.....	37	409	11.05

DEFENSIVE REBOUNDS

## Team	G	No.	Avg/G
1.South Carolina.....	32	860	26.88
2.Kentucky.....	33	886	26.85
3.LSU.....	37	987	26.68
4.Georgia.....	33	879	26.64
5.Tennessee.....	38	983	25.87
6.Auburn.....	32	801	25.03
7.Vanderbilt.....	34	844	24.82
8.Florida.....	33	813	24.64
9.Arkansas.....	30	736	24.53
10.Ole Miss.....	29	704	24.28
11.Mississippi State...	31	751	24.23
12.Alabama.....	30	725	24.17

3-POINT FIELD GOALS MADE

## Team	G	3FG	Avg/G
1.Vanderbilt.....	34	218	6.41
2.Georgia.....	33	207	6.27
3.Tennessee.....	38	237	6.24
4.Florida.....	33	179	5.42
5.Arkansas.....	30	155	5.17
6.Mississippi State...	31	158	5.10
7.South Carolina.....	32	162	5.06
8.LSU.....	37	174	4.70
9.Ole Miss.....	29	122	4.21
10.Kentucky.....	33	124	3.76
11.Auburn.....	32	120	3.75
12.Alabama.....	30	98	3.27

**2007-08 Southeastern Conference
CONFERENCE BASKETBALL STATISTICS
Final (All games)**

STANDINGS	-----CONFERENCE-----				-----OVERALL-----				WINNING STREAK	
	W-L	Pct	PF	PA	W-L	Pct	PF	PA	Team	NO.
LSU.....	14-0	1.000	73.7	50.9	31-6	.838	69.2	50.0	Tennessee	14
Tennessee.....	13-1	.929	78.0	56.9	36-2	.947	76.7	58.7		
Vanderbilt.....	11-3	.786	70.4	56.8	25-9	.735	71.1	56.6		
Georgia.....	8-6	.571	64.1	59.9	23-10	.697	69.2	59.3		
Kentucky.....	8-6	.571	55.1	59.4	17-16	.515	61.3	62.6		
Auburn.....	7-7	.500	66.4	64.6	20-12	.625	69.1	59.7		
Florida.....	6-8	.429	68.2	72.9	19-14	.576	68.4	69.3		
Ole Miss.....	6-8	.429	62.1	65.2	13-16	.448	64.6	67.3		
Mississippi State...	4-10	.286	55.7	66.9	16-15	.516	66.2	62.1		
South Carolina.....	4-10	.286	57.0	65.1	16-16	.500	65.6	63.0		
Arkansas.....	2-12	.143	58.2	69.9	17-13	.567	65.6	62.5		
Alabama.....	1-13	.071	53.2	73.9	8-22	.267	54.9	65.1		

TEAM SUMMARIES

Team	G	PF-PA	Avg Score	Margin	FG-FGA	Pct	3FG-FGA	Pct	FT-FTA	Pct	RebF	RebA	Margin
Alabama.....	30	1646-1953	54.9-65.1	-10.2	620-1588	.390	98-342	.287	308-496	.621	1141	1061	+2.7
Arkansas.....	30	1968-1876	65.6-62.5	+3.1	741-1729	.429	155-498	.311	331-474	.698	1113	1092	+0.7
Auburn.....	32	2211-1910	69.1-59.7	+9.4	821-1941	.423	120-382	.314	449-633	.709	1289	1103	+5.8
Florida.....	33	2257-2287	68.4-69.3	-0.9	825-2029	.407	179-585	.306	428-613	.698	1300	1287	+0.4
Georgia.....	33	2282-1956	69.2-59.3	+9.9	800-1915	.418	207-626	.331	475-650	.731	1324	1179	+4.4
Kentucky.....	33	2024-2065	61.3-62.6	-1.2	721-1908	.378	124-420	.295	458-714	.641	1319	1265	+1.6
LSU.....	37	2561-1849	69.2-50.0	+19.2	982-2175	.451	174-491	.354	423-646	.655	1396	1335	+1.6
Mississippi State...	31	2051-1924	66.2-62.1	+4.1	747-1973	.379	158-557	.284	399-593	.673	1228	1190	+1.2
Ole Miss.....	29	1874-1952	64.6-67.3	-2.7	695-1751	.397	122-372	.328	362-554	.653	1132	1164	-1.1
South Carolina.....	32	2100-2016	65.6-63.0	+2.6	773-1857	.416	162-464	.349	392-579	.677	1302	1178	+3.9
Tennessee.....	38	2916-2229	76.7-58.7	+18.1	1083-2401	.451	237-647	.366	513-730	.703	1555	1350	+5.4
Vanderbilt.....	34	2416-1926	71.1-56.6	+14.4	902-1937	.466	218-572	.381	394-590	.668	1249	1128	+3.6

ATTENDANCE

Team	HOME GAMES	Avg	AWAY GAMES	Avg	NEUT GAMES	Avg	ALL GAMES	Avg
Alabama	16-32164	2010	11-26096	2372	3-5657	1886	30-63917	2131
Arkansas	16-38809	2426	8-28928	3616	6-9395	1566	30-77132	2571
Auburn	12-22106	1842	14-45956	3283	6-21727	3621	32-89789	2806
Florida	19-35198	1853	12-43347	3612	2-14197	7098	33-92742	2810
Georgia	16-78135	4883	10-36957	3696	7-22757	3251	33-137849	4177
Kentucky	18-85769	4765	10-42252	4225	5-24640	4928	33-152661	4626
LSU	15-80512	5367	14-64936	4638	8-66580	8322	37-212028	5730
Mississippi State	16-16065	1004	12-41633	3469	3-4931	1644	31-62629	2020
Ole Miss	13-15301	1177	12-42061	3505	4-15018	3754	29-72380	2496
South Carolina	18-32431	1802	12-44653	3721	2-4668	2334	32-81752	2555
Tennessee	16-242412	15151	13-94892	7299	9-108621	12069	38-445925	11735
Vanderbilt	17-91279	5369	11-50492	4590	6-42231	7038	34-184002	5412
Totals	192-770181	4011	139-562203	4045	61-340422	5581	308-1277713	4148

**2007-08 Southeastern Conference
INDIVIDUAL BASKETBALL STATISTICS
Final (All games)**

To be ranked, a player must appear in at least 75.0% of their team's games.

SCORING								REBOUNDING							
##	Player-Team	Cl	G	FG	3FG	FT	Pts Avg/G	##	Player-Team	Cl	G	OFF	DEF	TOT	Avg/G
1.	Candace Parker-UT.....	JR	38	300	8	201	809 21.3	1.	Sylvia Fowles-LS.....	SR	35	87	274	361	10.3
2.	DeWanna Bonner-AU.....	JR	31	195	13	168	571 18.4	2.	DeWanna Bonner-AU.....	JR	31	88	223	311	10.0
3.	Sylvia Fowles-LS.....	SR	35	239	0	130	608 17.4	3.	Tasha Humphrey-UG.....	SR	33	97	203	300	9.1
4.	Tasha Humphrey-UG.....	SR	33	190	34	138	552 16.7	4.	Demetress Adams-SC.....	JR	32	94	192	286	8.9
5.	Quianna Chaney-LS.....	SR	37	198	93	45	534 14.4	5.	Candace Parker-UT.....	JR	38	87	235	322	8.5
6.	Samantha Mahoney-UK.....	SR	33	151	40	106	448 13.6	6.	Angel Robinson-UG.....	SO	33	110	168	278	8.4
7.	Depree Bowden-UF.....	SR	33	170	55	47	442 13.4	7.	Carla Bartee-UM.....	SR	29	75	158	233	8.0
8.	Christina Wirth-VU.....	JR	34	165	71	45	446 13.1	8.	Marshae Dotson-UF.....	JR	33	113	149	262	7.9
9.	Jordan Jones-SC.....	FR	32	140	97	42	419 13.1	9.	Talisha Chandler-UA.....	SO	26	66	124	190	7.3
10.	Marshae Dotson-UF.....	JR	33	161	0	110	432 13.1	10.	Nicky Anosike-UT.....	SR	38	124	153	277	7.3
11.	Sherell Hobbs-AU.....	JR	32	169	11	69	418 13.1	11.	Whitney Jones-AR.....	JR	30	82	129	211	7.0
12.	Shawn Goff-UM.....	JR	29	148	0	81	377 13.0	12.	Victoria Dunlap-UK.....	FR	33	72	156	228	6.9
13.	Sha Brooks-UF.....	JR	33	128	48	103	407 12.3	13.	Shawn Goff-UM.....	JR	29	81	115	196	6.8
14.	Tierney Jenkins-UA.....	FR	30	140	1	73	354 11.8	14.	Tierney Jenkins-UA.....	FR	30	82	118	200	6.7
15.	Ashley Houts-UG.....	SO	33	111	34	131	387 11.7	15.	Tysheka Grimes-MS.....	SO	31	82	123	205	6.6
16.	Alexis Rack-MS.....	SO	31	112	82	51	357 11.5	16.	Jennifer Risper-VU.....	JR	34	65	150	215	6.3
17.	Ayana Brereton-AR.....	JR	30	137	26	44	344 11.5	17.	Ilona Burgrova-SC.....	SR	32	64	135	199	6.2
18.	Tysheka Grimes-MS.....	SO	31	121	26	72	340 11.0	18.	Sharielle Smith-UF.....	SO	31	56	130	186	6.0
19.	Demetress Adams-SC.....	JR	32	139	0	71	349 10.9	19.	Sarah Elliott-UK.....	SR	33	75	120	195	5.9
20.	Liz Sherwood-VU.....	SR	34	163	0	42	368 10.8	20.	Sherell Hobbs-AU.....	JR	32	88	93	181	5.7
21.	Alli Smalley-AU.....	FR	32	133	47	28	341 10.7								
22.	Brittney Vaughn-AR.....	SR	30	108	28	74	318 10.6								
23.	Brionna Dickerson-SC.....	FR	28	111	20	49	291 10.4								
24.	Sarah Elliott-UK.....	SR	33	151	0	39	341 10.3								
25.	Whitney Jones-AR.....	JR	30	122	1	63	308 10.3								
26.	Alexis Hornbuckle-UT.....	SR	37	141	39	47	368 9.9								
27.	Angel Robinson-UG.....	SO	33	130	1	67	328 9.9								
28.	Shannon Bobbitt-UT.....	SR	38	124	78	51	377 9.9								
29.	Marneshia Richard-MS.....	JR	30	111	16	55	293 9.8								
30.	Sarah Pfeifer-AR.....	SR	30	104	23	54	285 9.5								

FIELD GOAL PCT (Min. 5.0 made per game)

##	Player-Team	Cl	G	FG	FGA	Pct
1.	Sylvia Fowles-LS.....	SR	35	239	409	.584
2.	Candace Parker-UT.....	JR	38	300	560	.536
3.	Tasha Humphrey-UG.....	SR	33	190	420	.452
4.	DeWanna Bonner-AU.....	JR	31	195	436	.447
5.	Quianna Chaney-LS.....	SR	37	198	467	.424
6.	Depree Bowden-UF.....	SR	33	170	402	.423
7.	Sherell Hobbs-AU.....	JR	32	169	406	.416
8.	Shawn Goff-UM.....	JR	29	148	363	.408

ASSISTS

##	Player-Team	Cl	G	Assists	Avg/G
1.	Shantell Black-UM.....	SO	29	146	5.03
2.	Ashley Houts-UG.....	SO	33	163	4.94
3.	Marneshia Richard-MS.....	JR	30	138	4.60
4.	Erica White-LS.....	SR	36	156	4.33
5.	Brittney Vaughn-AR.....	SR	30	128	4.27
6.	Alexis Hornbuckle-UT.....	SR	37	134	3.62
7.	Samone Kennedy-SC.....	FR	31	106	3.42
8.	RaShonta LeBlanc-LS.....	SR	37	126	3.41
9.	Jence Rhoads-VU.....	FR	34	114	3.35
10.	Shannon Bobbitt-UT.....	SR	38	125	3.29
11.	Quianna Chaney-LS.....	SR	37	121	3.27
12.	Dedrea Magee-UA.....	SO	30	98	3.27
13.	Kayla Melson-UM.....	FR	29	90	3.10
14.	Alli Smalley-AU.....	FR	32	89	2.78
15.	Jennifer Risper-VU.....	JR	34	93	2.74

FREE THROW PCT (Min. 2.5 made per game)

##	Player-Team	Cl	G	FTM	FTA	Pct
1.	DeWanna Bonner-AU.....	JR	31	168	207	.812
2.	Sha Brooks-UF.....	JR	33	103	129	.798
3.	Ashley Houts-UG.....	SO	33	131	165	.794
4.	Tasha Humphrey-UG.....	SR	33	138	176	.784
5.	Jennifer Risper-VU.....	JR	34	97	127	.764
6.	Erica White-LS.....	SR	36	90	118	.763
7.	Candace Parker-UT.....	JR	38	201	288	.698
8.	Marshae Dotson-UF.....	JR	33	110	162	.679
9.	Samantha Mahoney-UK.....	SR	33	106	161	.658
10.	Imesia Jackson-MS.....	SR	31	82	125	.656
11.	Shawn Goff-UM.....	JR	29	81	126	.643
12.	Sylvia Fowles-LS.....	SR	35	130	211	.616

STEALS

##	Player-Team	Cl	G	Steals	Avg/G
1.	Alexis Hornbuckle-UT.....	SR	37	104	2.81
2.	Jennifer Risper-VU.....	JR	34	91	2.68
3.	Ashley Houts-UG.....	SO	33	87	2.64
4.	Sherell Hobbs-AU.....	JR	32	77	2.41
5.	Candace Parker-UT.....	JR	38	88	2.32
6.	Shantell Black-UM.....	SO	29	66	2.28
7.	RaShonta LeBlanc-LS.....	SR	37	78	2.11
8.	Marneshia Richard-MS.....	JR	30	62	2.07
9.	Depree Bowden-UF.....	SR	33	68	2.06
10.	Demetress Adams-SC.....	JR	32	65	2.03
11.	Brittney Vaughn-AR.....	SR	30	58	1.93
12.	Erica White-LS.....	SR	36	69	1.92
13.	DeWanna Bonner-AU.....	JR	31	59	1.90
14.	Sha Brooks-UF.....	JR	33	62	1.88
15.	Tierney Jenkins-UA.....	FR	30	53	1.77

**2007-08 Southeastern Conference
INDIVIDUAL BASKETBALL STATISTICS
Final (All games)**

3-POINT FG PCT (Min. 2.0 made per game)

## Player-Team	Cl	G	3FG	FGA	Pct
1.Christina Wirth-VU.....	JR	34	71	171	.415
2.Shannon Bobbitt-UT.....	SR	38	78	195	.400
3.Jordan Jones-SC.....	FR	32	97	243	.399
4.Quianna Chaney-LS.....	SR	37	93	243	.383
5.Alexis Rack-MS.....	SO	31	82	259	.317

3-POINT FG MADE

## Player-Team	Cl	G	3FG	Avg/G
1.Jordan Jones-SC.....	FR	32	97	3.03
2.Alexis Rack-MS.....	SO	31	82	2.65
3.Quianna Chaney-LS.....	SR	37	93	2.51
4.Christina Wirth-VU.....	JR	34	71	2.09
5.Shannon Bobbitt-UT.....	SR	38	78	2.05
6.Merideth Marsh-VU.....	SO	34	67	1.97
7.Angie Bjorklund-UT.....	FR	38	68	1.79
8.Depree Bowden-UF.....	SR	33	55	1.67
9.Angela Puleo-UG.....	FR	33	54	1.64
10.Megan Darrah-UG.....	SR	32	49	1.53
11.Elizabeth Robertson-UM...	SO	28	42	1.50
12.Alli Smalley-AU.....	FR	32	47	1.47
13.Sha Brooks-UF.....	JR	33	48	1.45
14.Lauren Lueders-VU.....	SO	29	42	1.45
15.Charity Ford-AR.....	SO	30	38	1.27

BLOCKED SHOTS

## Player-Team	Cl	G	Blocks	Avg/G
1.Candace Parker-UT.....	JR	38	90	2.37
2.Shawn Goff-UM.....	JR	29	67	2.31
3.Sylvia Fowles-LS.....	SR	35	69	1.97
4.Aneika Henry-UF.....	JR	33	63	1.91
5.Lakesha Tolliver-SC.....	SR	26	47	1.81
6.Demetress Adams-SC.....	JR	32	55	1.72
7.Sarah Elliott-UK.....	SR	33	56	1.70
8.Angel Robinson-UG.....	SO	33	51	1.55
9.Jordan Greenleaf-AU.....	SO	31	40	1.29
10.DeWanna Bonner-AU.....	JR	31	37	1.19
11.Liz Sherwood-VU.....	SR	34	40	1.18
12.Ilona Burgrova-SC.....	SR	32	37	1.16
13.Ayana Brereton-AR.....	JR	30	33	1.10
14.Tasha Humphrey-UG.....	SR	33	36	1.09
15.Nicky Anosike-UT.....	SR	38	40	1.05

ASSIST/TURNOVER RATIO (Min. 3.0 assists/game)

## Player-Team	Cl	G	Asst	Avg Turn	Avg	Ratio	
1.Erica White-LS.....	SR	36	156	4.3	71	2.0	2.20
2.RaShonta LeBlanc-LS.....	SR	37	126	3.4	63	1.7	2.00
3.Quianna Chaney-LS.....	SR	37	121	3.3	63	1.7	1.92
4.Jence Rhoads-VU.....	FR	34	114	3.4	69	2.0	1.65
5.Alexis Hornbuckle-UT.....	SR	37	134	3.6	85	2.3	1.58
6.Ashley Houts-UG.....	SO	33	163	4.9	119	3.6	1.37
7.Brittney Vaughn-AR.....	SR	30	128	4.3	95	3.2	1.35
8.Shantell Black-UM.....	SO	29	146	5.0	109	3.8	1.34
9.Marneshia Richard-MS.....	JR	30	138	4.6	104	3.5	1.33
10.Samone Kennedy-SC.....	FR	31	106	3.4	81	2.6	1.31
11.Shannon Bobbitt-UT.....	SR	38	125	3.3	106	2.8	1.18
12.Kayla Melson-UM.....	FR	29	90	3.1	103	3.6	0.87
13.Dedrea Magee-UA.....	SO	30	98	3.3	158	5.3	0.62

OFFENSIVE REBOUNDS

## Player-Team	Cl	G	No.	Avg/G
1.Marshae Dotson-UF.....	JR	33	113	3.42
2.Angel Robinson-UG.....	SO	33	110	3.33
3.Nicky Anosike-UT.....	SR	38	124	3.26
4.Jordan Greenleaf-AU.....	SO	31	96	3.10
5.Tasha Humphrey-UG.....	SR	33	97	2.94
6.Demetress Adams-SC.....	JR	32	94	2.94
7.DeWanna Bonner-AU.....	JR	31	88	2.84
8.Shawn Goff-UM.....	JR	29	81	2.79
9.Sherell Hobbs-AU.....	JR	32	88	2.75
10.Tierney Jenkins-UA.....	FR	30	82	2.73
Whitney Jones-AR.....	JR	30	82	2.73
12.Tysheka Grimes-MS.....	SO	31	82	2.65
13.Carla Bartee-UM.....	SR	29	75	2.59
14.Talisha Chandler-UA.....	SO	26	66	2.54
15.Imesia Jackson-MS.....	SR	31	78	2.52

DEFENSIVE REBOUNDS

## Player-Team	Cl	G	No.	Avg/G
1.Sylvia Fowles-LS.....	SR	35	274	7.83
2.DeWanna Bonner-AU.....	JR	31	223	7.19
3.Candace Parker-UT.....	JR	38	235	6.18
4.Tasha Humphrey-UG.....	SR	33	203	6.15
5.Demetress Adams-SC.....	JR	32	192	6.00
6.Carla Bartee-UM.....	SR	29	158	5.45
7.Angel Robinson-UG.....	SO	33	168	5.09
8.Talisha Chandler-UA.....	SO	26	124	4.77
9.Victoria Dunlap-UK.....	FR	33	156	4.73
10.Marshae Dotson-UF.....	JR	33	149	4.52
11.Jennifer Risper-VU.....	JR	34	150	4.41
12.Whitney Jones-AR.....	JR	30	129	4.30
13.Ilona Burgrova-SC.....	SR	32	135	4.22
14.Sharielle Smith-UF.....	SO	31	130	4.19
15.Nicky Anosike-UT.....	SR	38	153	4.03

2007-08 Southeastern Conference
INDIVIDUAL BASKETBALL STATISTICS
Final (All games)

MINUTES PLAYED					
##	Player-Team	Cl	G	Minutes	Avg/G
1.	Ashley Houts-UG.....	SO	33	1215	36.82
2.	Dedrea Magee-UA.....	SO	30	1050	35.00
3.	Jordan Jones-SC.....	FR	32	1111	34.72
4.	DeWanna Bonner-AU.....	JR	31	1063	34.29
5.	Marneshia Richard-MS.....	JR	30	1015	33.83
6.	Samantha Mahoney-UK.....	SR	33	1112	33.70
7.	Shawn Goff-UM.....	JR	29	967	33.34
8.	Sherell Hobbs-AU.....	JR	32	1051	32.84
9.	Shannon Bobbitt-UT.....	SR	38	1230	32.37
10.	Christina Wirth-VU.....	JR	34	1097	32.26
11.	Sha Brooks-UF.....	JR	33	1064	32.24
12.	Alexis Hornbuckle-UT.....	SR	37	1160	31.35
13.	Tasha Humphrey-UG.....	SR	33	1029	31.18
14.	Shantell Black-UM.....	SO	29	899	31.00
15.	Brittney Vaughn-AR.....	SR	30	928	30.93
16.	Depree Bowden-UF.....	SR	33	999	30.27
17.	Ilona Burgrova-SC.....	SR	32	957	29.91
18.	Whitney Jones-AR.....	JR	30	895	29.83
19.	Jordan Greenleaf-AU.....	SO	31	924	29.81
20.	Candace Parker-UT.....	JR	38	1132	29.79
21.	Megan Darrah-UG.....	SR	32	951	29.72
22.	Camilla Blands-UA.....	JR	27	798	29.56
23.	Ayana Brereton-AR.....	JR	30	882	29.40
24.	Sylvia Fowles-LS.....	SR	35	1025	29.29
25.	Alexis Rack-MS.....	SO	31	906	29.23
26.	Jennifer Risper-VU.....	JR	34	991	29.15
27.	Quianna Chaney-LS.....	SR	37	1076	29.08
28.	Angela Puleo-UG.....	FR	33	956	28.97
29.	Demetress Adams-SC.....	JR	32	923	28.84
30.	Brionna Dickerson-SC.....	FR	28	804	28.71

**2007-08 Southeastern Conference
CONFERENCE BASKETBALL STATISTICS**
Through games of Mar 14, 2008 (Conference games only)

SCORING OFFENSE

## Team	G	W-L	Pts	Avg/G
1.Tennessee.....	14	13-1	1092	78.0
2.LSU.....	14	14-0	1032	73.7
3.Vanderbilt.....	14	11-3	986	70.4
4.Florida.....	14	6-8	955	68.2
5.Auburn.....	14	7-7	929	66.4
6.Georgia.....	14	8-6	897	64.1
7.Ole Miss.....	14	6-8	870	62.1
8.Arkansas.....	14	2-12	815	58.2
9.South Carolina.....	14	4-10	798	57.0
10.Mississippi State...	14	4-10	780	55.7
11.Kentucky.....	14	8-6	772	55.1
12.Alabama.....	14	1-13	745	53.2

SCORING DEFENSE

## Team	G	Pts	Avg/G
1.LSU.....	14	712	50.9
2.Vanderbilt.....	14	795	56.8
3.Tennessee.....	14	796	56.9
4.Kentucky.....	14	832	59.4
5.Georgia.....	14	839	59.9
6.Auburn.....	14	904	64.6
7.South Carolina.....	14	911	65.1
8.Ole Miss.....	14	913	65.2
9.Mississippi State...	14	936	66.9
10.Arkansas.....	14	978	69.9
11.Florida.....	14	1020	72.9
12.Alabama.....	14	1035	73.9

SCORING MARGIN

## Team	G	OFF	DEF	Margin
1.LSU.....	14	73.7	50.9	+22.9
2.Tennessee.....	14	78.0	56.9	+21.1
3.Vanderbilt.....	14	70.4	56.8	+13.6
4.Georgia.....	14	64.1	59.9	+4.1
5.Auburn.....	14	66.4	64.6	+1.8
6.Ole Miss.....	14	62.1	65.2	-3.1
7.Kentucky.....	14	55.1	59.4	-4.3
8.Florida.....	14	68.2	72.9	-4.6
9.South Carolina.....	14	57.0	65.1	-8.1
10.Mississippi State...	14	55.7	66.9	-11.1
11.Arkansas.....	14	58.2	69.9	-11.6
12.Alabama.....	14	53.2	73.9	-20.7

FREE THROW PERCENTAGES

## Team	G	FTM	FTA	Pct
1.Georgia.....	14	188	232	.810
2.Auburn.....	14	201	270	.744
3.Mississippi State...	14	159	218	.729
4.Florida.....	14	191	270	.707
5.Ole Miss.....	14	190	270	.704
6.Vanderbilt.....	14	149	214	.696
7.South Carolina.....	14	170	248	.685
8.Tennessee.....	14	169	251	.673
9.LSU.....	14	180	269	.669
10.Arkansas.....	14	107	164	.652
11.Kentucky.....	14	177	272	.651
12.Alabama.....	14	125	214	.584

FIELD GOAL PERCENTAGES

## Team	G	FG	FGA	Pct
1.LSU.....	14	389	814	.478
2.Vanderbilt.....	14	371	809	.459
3.Tennessee.....	14	416	920	.452
4.Georgia.....	14	315	758	.416
5.Florida.....	14	341	833	.409
6.Auburn.....	14	340	841	.404
7.Arkansas.....	14	315	795	.396
8.Alabama.....	14	281	719	.391
9.Ole Miss.....	14	312	825	.378
10.South Carolina.....	14	285	762	.374
11.Kentucky.....	14	275	752	.366
12.Mississippi State...	14	281	849	.331

FIELD GOAL PCT DEFENSE

## Team	G	FG	FGA	Pct
1.LSU.....	14	266	779	.341
2.Kentucky.....	14	309	822	.376
3.Tennessee.....	14	303	800	.379
4.Vanderbilt.....	14	282	735	.384
5.Georgia.....	14	307	799	.384
6.Ole Miss.....	14	327	815	.401
7.South Carolina.....	14	319	786	.406
8.Auburn.....	14	330	806	.409
9.Mississippi State...	14	342	794	.431
10.Florida.....	14	391	896	.436
11.Arkansas.....	14	365	825	.442
12.Alabama.....	14	380	820	.463

3-POINT FIELD GOAL PERCENTAGES

## Team	G	FG	FGA	Pct
1.Vanderbilt.....	14	95	227	.419
2.LSU.....	14	74	184	.402
3.Tennessee.....	14	91	259	.351
4.Alabama.....	14	58	181	.320
5.Georgia.....	14	79	247	.320
6.Arkansas.....	14	78	253	.308
7.Florida.....	14	82	267	.307
8.Auburn.....	14	48	158	.304
9.Ole Miss.....	14	56	185	.303
10.South Carolina.....	14	58	202	.287
11.Kentucky.....	14	45	159	.283
12.Mississippi State...	14	59	235	.251

3-POINT FIELD GOAL PCT DEFENSE

## Team	G	FG	FGA	Pct
1.LSU.....	14	48	194	.247
2.Vanderbilt.....	14	55	205	.268
3.Georgia.....	14	55	195	.282
4.Kentucky.....	14	46	162	.284
5.Mississippi State...	14	70	234	.299
6.South Carolina.....	14	67	216	.310
7.Ole Miss.....	14	86	271	.317
8.Tennessee.....	14	75	219	.342
9.Alabama.....	14	74	211	.351
10.Florida.....	14	92	247	.372
11.Arkansas.....	14	81	214	.379
12.Auburn.....	14	74	189	.392

**2007-08 Southeastern Conference
CONFERENCE BASKETBALL STATISTICS
Final(Conference games only)**

REBOUNDING OFFENSE

## Team	G	Reb	Avg/G
1.Tennessee.....	14	583	41.6
2.Kentucky.....	14	551	39.4
3.South Carolina.....	14	550	39.3
4.Auburn.....	14	542	38.7
5.Ole Miss.....	14	513	36.6
6.Florida.....	14	509	36.4
LSU.....	14	509	36.4
8.Georgia.....	14	508	36.3
9.Vanderbilt.....	14	499	35.6
10.Mississippi State...	14	489	34.9
11.Arkansas.....	14	455	32.5
12.Alabama.....	14	454	32.4

REBOUNDING DEFENSE

## Team	G	Reb	Avg/G
1.Vanderbilt.....	14	465	33.2
2.South Carolina.....	14	488	34.9
3.LSU.....	14	491	35.1
4.Georgia.....	14	495	35.4
5.Tennessee.....	14	498	35.6
6.Kentucky.....	14	503	35.9
7.Auburn.....	14	504	36.0
8.Alabama.....	14	505	36.1
9.Arkansas.....	14	537	38.4
10.Ole Miss.....	14	552	39.4
11.Florida.....	14	560	40.0
12.Mississippi State...	14	564	40.3

REBOUNDING MARGIN

## Team	G	TEAM	Avg	OPP	Avg Margin	
1.Tennessee.....	14	583	41.6	498	35.6	+6.1
2.South Carolina.....	14	550	39.3	488	34.9	+4.4
3.Kentucky.....	14	551	39.4	503	35.9	+3.4
4.Auburn.....	14	542	38.7	504	36.0	+2.7
5.Vanderbilt.....	14	499	35.6	465	33.2	+2.4
6.LSU.....	14	509	36.4	491	35.1	+1.3
7.Georgia.....	14	508	36.3	495	35.4	+0.9
8.Ole Miss.....	14	513	36.6	552	39.4	-2.8
9.Alabama.....	14	454	32.4	505	36.1	-3.6
10.Florida.....	14	509	36.4	560	40.0	-3.6
11.Mississippi State...	14	489	34.9	564	40.3	-5.4
12.Arkansas.....	14	455	32.5	537	38.4	-5.9

BLOCKED SHOTS

## Team	G	Blocks	Avg/G
1.Tennessee.....	14	83	5.93
2.Auburn.....	14	64	4.57
3.LSU.....	14	62	4.43
4.Kentucky.....	14	55	3.93
5.Georgia.....	14	52	3.71
6.South Carolina.....	14	46	3.29
7.Ole Miss.....	14	41	2.93
8.Arkansas.....	14	40	2.86
Florida.....	14	40	2.86
10.Vanderbilt.....	14	36	2.57
11.Mississippi State...	14	33	2.36
12.Alabama.....	14	26	1.86

ASSISTS

## Team	G	Assists	Avg/G
1.LSU.....	14	257	18.36
2.Tennessee.....	14	231	16.50
3.Vanderbilt.....	14	230	16.43
4.Georgia.....	14	175	12.50
Ole Miss.....	14	175	12.50
6.South Carolina.....	14	168	12.00
7.Auburn.....	14	163	11.64
8.Arkansas.....	14	161	11.50
Florida.....	14	161	11.50
10.Alabama.....	14	153	10.93
11.Mississippi State...	14	150	10.71
12.Kentucky.....	14	134	9.57

STEALS

## Team	G	Steals	Avg/G
1.Tennessee.....	14	181	12.93
2.LSU.....	14	165	11.79
3.Ole Miss.....	14	151	10.79
4.Vanderbilt.....	14	137	9.79
5.Auburn.....	14	130	9.29
6.Mississippi State...	14	118	8.43
7.Florida.....	14	115	8.21
8.Alabama.....	14	111	7.93
9.Georgia.....	14	100	7.14
10.Arkansas.....	14	93	6.64
11.South Carolina.....	14	91	6.50
12.Kentucky.....	14	80	5.71

TURNOVER MARGIN

## Team	G	TEAM	Avg	OPP	Avg Margin	
1.LSU.....	14	169	12.1	268	19.1	+7.07
2.Tennessee.....	14	216	15.4	312	22.3	+6.86
3.Vanderbilt.....	14	247	17.6	291	20.8	+3.14
4.Ole Miss.....	14	238	17.0	268	19.1	+2.14
5.Mississippi State...	14	240	17.1	259	18.5	+1.36
6.Auburn.....	14	220	15.7	232	16.6	+0.86
7.Florida.....	14	259	18.5	255	18.2	-0.29
8.Arkansas.....	14	218	15.6	197	14.1	-1.50
9.Georgia.....	14	249	17.8	224	16.0	-1.79
10.Kentucky.....	14	271	19.4	209	14.9	-4.43
11.South Carolina.....	14	300	21.4	216	15.4	-6.00
12.Alabama.....	14	363	25.9	259	18.5	-7.43

ASSIST/TURNOVER RATIO

## Team	G	Asst	Avg Turn	Avg	Ratio	
1.LSU.....	14	257	18.4	169	12.1	1.52
2.Tennessee.....	14	231	16.5	216	15.4	1.07
3.Vanderbilt.....	14	230	16.4	247	17.6	0.93
4.Auburn.....	14	163	11.6	220	15.7	0.74
5.Arkansas.....	14	161	11.5	218	15.6	0.74
6.Ole Miss.....	14	175	12.5	238	17.0	0.74
7.Georgia.....	14	175	12.5	249	17.8	0.70
8.Mississippi State...	14	150	10.7	240	17.1	0.63
9.Florida.....	14	161	11.5	259	18.5	0.62
10.South Carolina.....	14	168	12.0	300	21.4	0.56
11.Kentucky.....	14	134	9.6	271	19.4	0.49
12.Alabama.....	14	153	10.9	363	25.9	0.42

2007-08 Southeastern Conference
CONFERENCE BASKETBALL STATISTICS
Final (Conference games only)

OFFENSIVE REBOUNDS

## Team	G	No.	Avg/G
1.Tennessee.....	14	220	15.71
2.Auburn.....	14	217	15.50
3.Ole Miss.....	14	204	14.57
4.South Carolina.....	14	201	14.36
5.Mississippi State...	14	191	13.64
6.Florida.....	14	178	12.71
7.Kentucky.....	14	176	12.57
8.Vanderbilt.....	14	168	12.00
9.Alabama.....	14	166	11.86
10.Arkansas.....	14	161	11.50
11.Georgia.....	14	151	10.79
12.LSU.....	14	142	10.14

DEFENSIVE REBOUNDS

## Team	G	No.	Avg/G
1.Kentucky.....	14	375	26.79
2.LSU.....	14	367	26.21
3.Tennessee.....	14	363	25.93
4.Georgia.....	14	357	25.50
5.South Carolina.....	14	349	24.93
6.Florida.....	14	331	23.64
Vanderbilt.....	14	331	23.64
8.Auburn.....	14	325	23.21
9.Ole Miss.....	14	309	22.07
10.Mississippi State...	14	298	21.29
11.Arkansas.....	14	294	21.00
12.Alabama.....	14	288	20.57

3-POINT FIELD GOALS MADE

## Team	G	3FG	Avg/G
1.Vanderbilt.....	14	95	6.79
2.Tennessee.....	14	91	6.50
3.Florida.....	14	82	5.86
4.Georgia.....	14	79	5.64
5.Arkansas.....	14	78	5.57
6.LSU.....	14	74	5.29
7.Mississippi State...	14	59	4.21
8.South Carolina.....	14	58	4.14
Alabama.....	14	58	4.14
10.Ole Miss.....	14	56	4.00
11.Auburn.....	14	48	3.43
12.Kentucky.....	14	45	3.21

**2007-08 Southeastern Conference
INDIVIDUAL BASKETBALL STATISTICS
Final (Conference games only)**

To be ranked, a player must appear in at least 75.0% of their team's games.

SCORING								REBOUNDING							
##	Player-Team	Cl	G	FG	3FG	FT	Pts Avg/G	##	Player-Team	Cl	G	OFF	DEF	TOT	Avg/G
1.	Candace Parker-UT.....	JR	14	114	4	46	278 19.9	1.	Sylvia Fowles-LS.....	SR	14	39	102	141	10.1
2.	DeWanna Bonner-AU.....	JR	14	86	8	84	264 18.9	2.	DeWanna Bonner-AU.....	JR	14	36	97	133	9.5
3.	Tasha Humphrey-UG.....	SR	14	89	16	63	257 18.4	3.	Demetress Adams-SC.....	JR	14	47	82	129	9.2
4.	Sylvia Fowles-LS.....	SR	14	94	0	51	239 17.1	4.	Tasha Humphrey-UG.....	SR	14	30	87	117	8.4
5.	Sherell Hobbs-AU.....	JR	14	91	6	33	221 15.8	5.	Candace Parker-UT.....	JR	14	28	87	115	8.2
6.	Quianna Chaney-LS.....	SR	14	74	41	18	207 14.8	6.	Marshae Dotson-UF.....	JR	14	48	64	112	8.0
7.	Shawn Goff-UM.....	JR	14	71	0	52	194 13.9	7.	Angel Robinson-UG.....	SO	14	46	62	108	7.7
8.	Marshae Dotson-UF.....	JR	14	71	0	49	191 13.6	8.	Nicky Anosike-UT.....	SR	14	54	51	105	7.5
9.	Christina Wirth-VU.....	JR	14	65	33	27	190 13.6	9.	Victoria Dunlap-UK.....	FR	14	28	69	97	6.9
10.	Ayana Brereton-AR.....	JR	14	74	14	20	182 13.0		Shawn Goff-UM.....	JR	14	43	54	97	6.9
11.	Sha Brooks-UF.....	JR	14	57	26	41	181 12.9	11.	Whitney Jones-AR.....	JR	14	32	64	96	6.9
12.	Brittney Vaughn-AR.....	SR	14	64	18	27	173 12.4	12.	Carla Bartee-UM.....	SR	14	28	66	94	6.7
13.	Samantha Mahoney-UK.....	SR	14	57	18	37	169 12.1	13.	Tysheka Grimes-MS.....	SO	14	36	56	92	6.6
14.	Depree Bowden-UF.....	SR	14	65	15	21	166 11.9	14.	Jennifer Risper-VU.....	JR	14	19	72	91	6.5
15.	Jordan Jones-SC.....	FR	14	52	35	16	155 11.1	15.	Sherell Hobbs-AU.....	JR	14	46	34	80	5.7
16.	Alexis Rack-MS.....	SO	14	48	35	22	153 10.9	16.	Ilona Burgrova-SC.....	SR	14	26	53	79	5.6
17.	Ashley Houts-UG.....	SO	14	43	11	55	152 10.9		Robin Porter-MS.....	JR	14	25	54	79	5.6
18.	Alli Smalley-AU.....	FR	14	55	18	21	149 10.6	18.	Sharielle Smith-UF.....	SO	14	18	60	78	5.6
	Sarah Pfeifer-AR.....	SR	14	57	16	19	149 10.6	19.	Alexis Hornbuckle-UT.....	SR	13	34	38	72	5.5
20.	Shannon Bobbitt-UT.....	SR	14	48	27	18	141 10.1	20.	Jordan Greenleaf-AU.....	SO	14	46	31	77	5.5
	Tierney Jenkins-UA.....	FR	14	56	0	29	141 10.1								
	Nicky Anosike-UT.....	SR	14	52	0	37	141 10.1								
23.	Merideth Marsh-VU.....	SO	14	49	33	9	140 10.0								
	Marneshia Richard-MS.....	JR	13	48	8	26	130 10.0								
25.	Demetress Adams-SC.....	JR	14	53	0	31	137 9.8								
	Jessica Mooney-VU.....	SO	14	53	13	18	137 9.8								
27.	Shantell Black-UM.....	SO	14	46	8	32	132 9.4								
	Ilona Burgrova-SC.....	SR	14	50	0	32	132 9.4								
	Jennifer Risper-VU.....	JR	14	47	0	38	132 9.4								
30.	Jennifer Mossor-UF.....	SO	14	48	17	17	130 9.3								

FIELD GOAL PCT (Min. 5.0 made per game)

##	Player-Team	Cl	G	FG	FGA	Pct
1.	Sylvia Fowles-LS.....	SR	14	94	147	.639
2.	Candace Parker-UT.....	JR	14	114	201	.567
3.	Marshae Dotson-UF.....	JR	14	71	132	.538
4.	Tasha Humphrey-UG.....	SR	14	89	184	.484
5.	Ayana Brereton-AR.....	JR	14	74	168	.440
6.	Sherell Hobbs-AU.....	JR	14	91	212	.429
7.	Quianna Chaney-LS.....	SR	14	74	173	.428
8.	DeWanna Bonner-AU.....	JR	14	86	205	.420
9.	Shawn Goff-UM.....	JR	14	71	186	.382

ASSISTS

##	Player-Team	Cl	G	Assists	Avg/G
1.	Marneshia Richard-MS.....	JR	13	60	4.62
2.	Jence Rhoads-VU.....	FR	14	63	4.50
3.	Erica White-LS.....	SR	14	62	4.43
	Shantell Black-UM.....	SO	14	62	4.43
5.	Ashley Houts-UG.....	SO	14	61	4.36
6.	Brittney Vaughn-AR.....	SR	14	52	3.71
7.	Quianna Chaney-LS.....	SR	14	50	3.57
8.	RaShonta LeBlanc-LS.....	SR	14	48	3.43
9.	Alexis Hornbuckle-UT.....	SR	13	42	3.23
10.	Alli Smalley-AU.....	FR	14	45	3.21
	Jessica Mooney-VU.....	SO	14	45	3.21
12.	Shannon Bobbitt-UT.....	SR	14	44	3.14
13.	Candace Parker-UT.....	JR	14	38	2.71
14.	Christina Wirth-VU.....	JR	14	36	2.57
	Dedrea Magee-UA.....	SO	14	36	2.57

FREE THROW PCT (Min. 2.5 made per game)

##	Player-Team	Cl	G	FTM	FTA	Pct
1.	Tasha Humphrey-UG.....	SR	14	63	74	.851
2.	Ashley Houts-UG.....	SO	14	55	65	.846
3.	DeWanna Bonner-AU.....	JR	14	84	101	.832
4.	Jennifer Risper-VU.....	JR	14	38	48	.792
5.	Erica White-LS.....	SR	14	44	56	.786
6.	Shawn Goff-UM.....	JR	14	52	68	.765
7.	Sha Brooks-UF.....	JR	14	41	54	.759
8.	Marshae Dotson-UF.....	JR	14	49	70	.700
9.	Samantha Mahoney-UK.....	SR	14	37	56	.661
10.	Nicky Anosike-UT.....	SR	14	37	57	.649
11.	Candace Parker-UT.....	JR	14	46	75	.613
12.	Sylvia Fowles-LS.....	SR	14	51	86	.593

STEALS

##	Player-Team	Cl	G	Steals	Avg/G
1.	Alexis Hornbuckle-UT.....	SR	13	40	3.08
2.	Jennifer Risper-VU.....	JR	14	39	2.79
	Shantell Black-UM.....	SO	14	39	2.79
4.	Ashley Houts-UG.....	SO	14	36	2.57
5.	RaShonta LeBlanc-LS.....	SR	14	33	2.36
6.	Candace Parker-UT.....	JR	14	32	2.29
7.	Sherell Hobbs-AU.....	JR	14	31	2.21
8.	Shannon Bobbitt-UT.....	SR	14	29	2.07
	Erica White-LS.....	SR	14	29	2.07
10.	Marshae Dotson-UF.....	JR	14	27	1.93
	DeWanna Bonner-AU.....	JR	14	27	1.93
12.	Brittney Vaughn-AR.....	SR	14	26	1.86
	Christina Wirth-VU.....	JR	14	26	1.86
	Depree Bowden-UF.....	SR	14	26	1.86
	Nicky Anosike-UT.....	SR	14	26	1.86

**2007-08 Southeastern Conference
INDIVIDUAL BASKETBALL STATISTICS
Final (Conference games only)**

3-POINT FG PCT (Min. 2.0 made per game)

## Player-Team	Cl	G	3FG	FGA	Pct
1.Quianna Chaney-LS.....	SR	14	41	93	.441
2.Merideth Marsh-VU.....	SO	14	33	75	.440
Christina Wirth-VU.....	JR	14	33	75	.440
4.Jordan Jones-SC.....	FR	14	35	111	.315
5.Alexis Rack-MS.....	SO	14	35	117	.299

3-POINT FG MADE

## Player-Team	Cl	G	3FG	Avg/G
1.Quianna Chaney-LS.....	SR	14	41	2.93
2.Jordan Jones-SC.....	FR	14	35	2.50
Alexis Rack-MS.....	SO	14	35	2.50
4.Merideth Marsh-VU.....	SO	14	33	2.36
Christina Wirth-VU.....	JR	14	33	2.36
6.Shannon Bobbitt-UT.....	SR	14	27	1.93
7.Sha Brooks-UF.....	JR	14	26	1.86
Angie Bjorklund-UT.....	FR	14	26	1.86
9.Elizabeth Robertson-UM...	SO	14	25	1.79
10.Megan Darrah-UG.....	SR	14	22	1.57
Angela Puleo-UG.....	FR	14	22	1.57
12.Dedrea Magee-UA.....	SO	14	20	1.43
13.Brittney Vaughn-AR.....	SR	14	18	1.29
Samantha Mahoney-UK.....	SR	14	18	1.29
Alli Smalley-AU.....	FR	14	18	1.29

BLOCKED SHOTS

## Player-Team	Cl	G	Blocks	Avg/G
1.Shawn Goff-UM.....	JR	14	32	2.29
2.Candace Parker-UT.....	JR	14	30	2.14
3.Sylvia Fowles-LS.....	SR	14	26	1.86
4.Angel Robinson-UG.....	SO	14	23	1.64
5.Aneika Henry-UF.....	JR	14	22	1.57
6.DeWanna Bonner-AU.....	JR	14	18	1.29
Jordan Greenleaf-AU.....	SO	14	18	1.29
8.Robin Porter-MS.....	JR	14	17	1.21
9.Demetress Adams-SC.....	JR	14	16	1.14
Nicky Anosike-UT.....	SR	14	16	1.14
11.Ilona Burgrova-SC.....	SR	14	15	1.07
12.Ayana Brereton-AR.....	JR	14	14	1.00
Victoria Dunlap-UK.....	FR	14	14	1.00
Whitney Jones-AR.....	JR	14	14	1.00
15.Liz Sherwood-VU.....	SR	14	13	0.93

ASSIST/TURNOVER RATIO (Min. 3.0 assists/game)

## Player-Team	Cl	G	Asst	Avg Turn	Avg	Ratio	
1.Quianna Chaney-LS.....	SR	14	50	3.6	20	1.4	2.50
2.Erica White-LS.....	SR	14	62	4.4	27	1.9	2.30
3.RaShonta LeBlanc-LS.....	SR	14	48	3.4	21	1.5	2.29
4.Jence Rhoads-VU.....	FR	14	63	4.5	32	2.3	1.97
5.Alexis Hornbuckle-UT.....	SR	13	42	3.2	25	1.9	1.68
6.Jessica Mooney-VU.....	SO	14	45	3.2	33	2.4	1.36
7.Shantell Black-UM.....	SO	14	62	4.4	55	3.9	1.13
8.Shannon Bobbitt-UT.....	SR	14	44	3.1	41	2.9	1.07
9.Ashley Houts-UG.....	SO	14	61	4.4	60	4.3	1.02
10.Marneshia Richard-MS.....	JR	13	60	4.6	60	4.6	1.00
11.Brittney Vaughn-AR.....	SR	14	52	3.7	55	3.9	0.95
12.Alli Smalley-AU.....	FR	14	45	3.2	59	4.2	0.76

OFFENSIVE REBOUNDS

## Player-Team	Cl	G	No.	Avg/G
1.Nicky Anosike-UT.....	SR	14	54	3.86
2.Marshae Dotson-UF.....	JR	14	48	3.43
3.Demetress Adams-SC.....	JR	14	47	3.36
4.Angel Robinson-UG.....	SO	14	46	3.29
Sherell Hobbs-AU.....	JR	14	46	3.29
Jordan Greenleaf-AU.....	SO	14	46	3.29
7.Shawn Goff-UM.....	JR	14	43	3.07
8.Sylvia Fowles-LS.....	SR	14	39	2.79
9.Alexis Hornbuckle-UT.....	SR	13	34	2.62
10.DeWanna Bonner-AU.....	JR	14	36	2.57
Hannah Tuomi-VU.....	FR	14	36	2.57
Tysheka Grimes-MS.....	SO	14	36	2.57
13.Danetra Forrest-UM.....	SR	14	35	2.50
Ayana Brereton-AR.....	JR	14	35	2.50
15.Whitney Jones-AR.....	JR	14	32	2.29
Brionna Dickerson-SC.....	FR	14	32	2.29

DEFENSIVE REBOUNDS

## Player-Team	Cl	G	No.	Avg/G
1.Sylvia Fowles-LS.....	SR	14	102	7.29
2.DeWanna Bonner-AU.....	JR	14	97	6.93
3.Candace Parker-UT.....	JR	14	87	6.21
Tasha Humphrey-UG.....	SR	14	87	6.21
5.Demetress Adams-SC.....	JR	14	82	5.86
6.Jennifer Risper-VU.....	JR	14	72	5.14
7.Victoria Dunlap-UK.....	FR	14	69	4.93
8.Carla Bartee-UM.....	SR	14	66	4.71
9.Marshae Dotson-UF.....	JR	14	64	4.57
Whitney Jones-AR.....	JR	14	64	4.57
11.Angel Robinson-UG.....	SO	14	62	4.43
12.Sharielle Smith-UF.....	SO	14	60	4.29
13.Tysheka Grimes-MS.....	SO	14	56	4.00
14.Christina Wirth-VU.....	JR	14	55	3.93
15.Shawn Goff-UM.....	JR	14	54	3.86
Robin Porter-MS.....	JR	14	54	3.86

2007-08 Southeastern Conference
INDIVIDUAL BASKETBALL STATISTICS
Final (Conference games only)

MINUTES PLAYED

##	Player-Team	Cl	G	Minutes	Avg/G
1.	Ashley Houts-UG.....	SO	14	548	39.14
2.	Jordan Jones-SC.....	FR	14	522	37.29
3.	DeWanna Bonner-AU.....	JR	14	519	37.07
4.	Marneshia Richard-MS.....	JR	13	472	36.31
5.	Sherell Hobbs-AU.....	JR	14	502	35.86
6.	Samantha Mahoney-UK.....	SR	14	499	35.64
7.	Shawn Goff-UM.....	JR	14	491	35.07
8.	Dedrea Magee-UA.....	SO	14	479	34.21
9.	Brittney Vaughn-AR.....	SR	14	474	33.86
10.	Ayana Brereton-AR.....	JR	14	471	33.64
11.	Tasha Humphrey-UG.....	SR	14	468	33.43
12.	Sha Brooks-UF.....	JR	14	461	32.93
13.	Alli Smalley-AU.....	FR	14	458	32.71
14.	Christina Wirth-VU.....	JR	14	457	32.64
15.	Whitney Jones-AR.....	JR	14	451	32.21
16.	Shantell Black-UM.....	SO	14	450	32.14
17.	Shannon Bobbitt-UT.....	SR	14	447	31.93
18.	Camilla Blands-UA.....	JR	11	351	31.91
19.	Sarah Pfeifer-AR.....	SR	14	442	31.57
20.	Iлона Burgrova-SC.....	SR	14	438	31.29
21.	Depree Bowden-UF.....	SR	14	434	31.00
22.	Megan Darrah-UG.....	SR	14	433	30.93
23.	Alexis Hornbuckle-UT.....	SR	13	402	30.92
24.	Jordan Greenleaf-AU.....	SO	14	429	30.64
25.	Angel Robinson-UG.....	SO	14	422	30.14
26.	Alexis Rack-MS.....	SO	14	421	30.07
27.	Jennifer Risper-VU.....	JR	14	420	30.00
28.	Demetress Adams-SC.....	JR	14	413	29.50
29.	Jence Rhoads-VU.....	FR	14	410	29.29
30.	Angela Puleo-UG.....	FR	14	407	29.07

**2007-08 Southeastern Conference
Conference Team Highs
Final (All games)**

TEAM HIGHS (highest totals made by)

POINTS.....	105	Georgia vs GEORGIA SOUTHERN (11/13/07)
	104	Vanderbilt vs BELMONT (11/23/07)
	104	Mississippi State vs MISSISSIPPI VALLEY ST (01/07/08)
	102	Georgia vs MERCER (12/17/07)
	102	Tennessee at DePaul (01/02/08)
	102	South Carolina vs NORTH CAROLINA A&T (03/21/08)
	99	Auburn vs COLGATE (12/05/07)
	98	Tennessee vs ARKANSAS (01/24/08)
	96	Tennessee vs GONZAGA (12/16/07)
	94	Mississippi State vs MCNEESE STATE (12/20/07)
	94	Tennessee vs Oral Roberts (03/23/08)
FIELD GOALS MADE.....	43	South Carolina vs NORTH CAROLINA A&T (03/21/08)
	40	Georgia vs MERCER (12/17/07)
	39	Tennessee vs ARKANSAS (01/24/08)
	38	Auburn vs COLGATE (12/05/07)
	38	Tennessee at DePaul (01/02/08)
	37	Georgia vs GEORGIA SOUTHERN (11/13/07)
	37	Mississippi State at Memphis (12/02/07)
	37	Mississippi State vs MISSISSIPPI VALLEY ST (01/07/08)
	36	South Carolina vs SAINT FRANCIS (PA.) (11/09/07)
	36	Vanderbilt vs UAB (11/09/07)
	36	Tennessee vs TEXAS (11/18/07)
	36	South Carolina vs UNC ASHEVILLE (01/03/08)
	36	Tennessee vs Florida (03/07/08)
FIELD GOAL ATTEMPTS.....	83	Mississippi State at Memphis (12/02/07)
	79	Mississippi State vs CENTENARY (11/11/07)
	79	Tennessee vs LOUISIANA TECH (11/26/07)
	78	Georgia vs MERCER (12/17/07)
	78	Tennessee vs ARKANSAS (01/24/08)
	78	Tennessee vs FLORIDA (02/28/08)
	77	Florida vs Tennessee (03/07/08)
	76	Florida vs FLORIDA A&M (01/02/08)
	76	Tennessee vs KENTUCKY (02/03/08)
	75	LSU at Maryland (11/18/07)
FIELD GOAL PERCENTAGE....	.649 (37-57)	Mississippi State vs MISSISSIPPI VALLEY ST (01/07/08)
	.611 (33-54)	Vanderbilt at Princeton (01/05/08)
	.608 (31-51)	South Carolina vs JACKSON STATE (12/07/07)
	.603 (38-63)	Tennessee at DePaul (01/02/08)
	.589 (43-73)	South Carolina vs NORTH CAROLINA A&T (03/21/08)
	.585 (31-53)	Vanderbilt vs LIPSCOMB (12/22/07)
	.582 (32-55)	Auburn at Sam Houston State (12/19/07)
	.576 (38-66)	Auburn vs COLGATE (12/05/07)
	.574 (31-54)	Florida vs FLORIDA GULF COAST (12/04/07)
	.574 (35-61)	LSU vs SAMFORD (11/09/07)
3 PT FG MADE.....	13	Tennessee vs ARKANSAS (01/24/08)
	12	Auburn vs COLGATE (12/05/07)
	12	South Carolina vs NORTH CAROLINA A&T (03/21/08)
	12	Tennessee vs Oral Roberts (03/23/08)
	11	Arkansas vs CLEMSON (12/02/07)
	11	Florida vs TCU (12/16/07)
	11	Georgia vs MERCER (12/17/07)
	11	Tennessee at Notre Dame (01/05/08)
	11	Florida at Tennessee (02/28/08)
	10	Georgia vs RICHMOND (11/09/07)
	10	Vanderbilt vs UAB (11/09/07)

	10	Kentucky vs USC UPSTATE (11/10/07)
	10	Arkansas vs LIPSCOMB (11/11/07)
	10	Georgia vs GEORGIA SOUTHERN (11/13/07)
	10	Tennessee vs LOUISIANA TECH (11/26/07)
	10	Mississippi State vs ARKANSAS-PINE BLUFF (11/27/07)
	10	Tennessee vs GONZAGA (12/16/07)
	10	South Carolina vs ALABAMA A&M (12/19/07)
	10	Georgia vs PRESBYTERIAN (01/02/08)
	10	Florida at Arkansas (01/20/08)
	10	Georgia vs FLORIDA (02/14/08)
	10	Vanderbilt vs TENNESSEE (02/17/08)
	10	Vanderbilt at Auburn (02/28/08)
	10	Vanderbilt vs ALABAMA (03/02/08)
3 PT FG ATTEMPTS.....	30	Tennessee vs ARKANSAS (01/24/08)
	29	Florida vs HOLY CROSS (12/28/07)
	29	Florida at Tennessee (02/28/08)
	29	Tennessee vs Oral Roberts (03/23/08)
	27	Georgia vs FLORIDA (02/14/08)
	26	Kentucky vs USC UPSTATE (11/10/07)
	26	Vanderbilt at California (12/02/07)
	26	Georgia vs MERCER (12/17/07)
	25	LSU at Maryland (11/18/07)
	25	Florida vs TCU (12/16/07)
	25	Georgia vs OLE MISS (01/10/08)
	25	Mississippi State vs Ole Miss (03/06/08)
3 PT PERCENTAGE.....	.714 (10-14)	Arkansas vs LIPSCOMB (11/11/07)
	.706 (12-17)	Auburn vs COLGATE (12/05/07)
	.700 (7-10)	South Carolina vs JACKSON STATE (12/07/07)
	.667 (8-12)	Vanderbilt at Princeton (01/05/08)
	.667 (8-12)	Vanderbilt at Arkansas (02/21/08)
	.667 (8-12)	South Carolina at NC State (03/24/08)
	.615 (8-13)	LSU at Auburn (01/24/08)
	.615 (8-13)	Kentucky vs JAMES MADISON (03/26/08)
	.600 (6-10)	Auburn vs GEORGIA (01/13/08)
	.600 (6-10)	Ole Miss vs AUBURN (02/21/08)
FREE THROWS MADE.....	29	Vanderbilt vs BELMONT (11/23/07)
	29	Auburn vs SOUTH CAROLINA (02/17/08)
	28	Tennessee vs MIDDLE TENNESSEE (12/13/07)
	27	LSU vs MISSISSIPPI STATE (01/20/08)
	26	Mississippi State vs SOUTHERN MISSISSIPPI (11/29/07)
	26	South Carolina vs SAVANNAH STATE (01/06/08)
	26	LSU at Alabama (02/07/08)
	25	Kentucky vs FLORIDA ATLANTIC (11/18/07)
	24	Auburn vs UAB (11/17/07)
	24	Ole Miss vs UAB (11/29/07)
	24	Kentucky at South Alabama (12/30/07)
	24	Mississippi State vs ALABAMA (01/31/08)
	24	Florida vs LSU (02/03/08)
FREE THROW ATTEMPTS.....	40	Kentucky vs FLORIDA ATLANTIC (11/18/07)
	39	Mississippi State vs SOUTHERN MISSISSIPPI (11/29/07)
	38	Auburn vs UAB (11/17/07)
	38	Ole Miss vs UAB (11/29/07)
	38	Auburn vs SOUTH CAROLINA (02/17/08)
	37	Tennessee vs MIDDLE TENNESSEE (12/13/07)
	36	LSU vs MISSISSIPPI STATE (01/20/08)
	36	Kentucky vs SOUTH CAROLINA (03/02/08)
	35	Vanderbilt vs BELMONT (11/23/07)
	35	Mississippi State vs MCNEESE STATE (12/20/07)
	35	South Carolina vs SAVANNAH STATE (01/06/08)
	35	Kentucky vs MARQUETTE (03/30/08)
FREE THROW PERCENTAGE....	1.000 (10-10)	Auburn vs MISSISSIPPI STATE (02/03/08)
	1.000 (9-9)	LSU vs MICHIGAN STATE (11/15/07)

	1.000 (2-2)	LSU at Arkansas (01/10/08)
	.941 (16-17)	Tennessee vs GONZAGA (12/16/07)
	.941 (16-17)	Georgia at LSU (02/10/08)
	.941 (16-17)	Mississippi State vs GEORGIA (02/17/08)
	.929 (13-14)	Vanderbilt at Arkansas (02/21/08)
	.923 (12-13)	Georgia vs OLE MISS (01/10/08)
	.923 (12-13)	Georgia at Vanderbilt (01/17/08)
	.917 (11-12)	Vanderbilt at California (12/02/07)
REBOUNDS.....	61	Auburn at Stephen F. Austin (12/17/07)
	58	Vanderbilt vs SOUTH FLORIDA (01/02/08)
	57	Mississippi State at Belmont (11/15/07)
	57	Mississippi State at Memphis (12/02/07)
	57	Tennessee vs FLORIDA (02/28/08)
	56	South Carolina vs ARKANSAS (02/03/08)
	55	Florida vs FLORIDA A&M (01/02/08)
	54	Tennessee vs LOUISIANA TECH (11/26/07)
	54	Alabama vs SAINT MARY'S (12/09/07)
	54	Georgia vs DAVIDSON (12/09/07)
ASSISTS.....	32	LSU at Arkansas (01/10/08)
	29	Georgia vs MERCER (12/17/07)
	28	Ole Miss vs LOUISIANA-LAFAYETTE (11/18/07)
	28	Auburn at Sam Houston State (12/19/07)
	27	Tennessee vs FLORIDA (02/28/08)
	26	Vanderbilt vs ALABAMA (03/02/08)
	26	South Carolina vs NORTH CAROLINA A&T (03/21/08)
	25	LSU vs NEW ORLEANS (12/30/07)
	24	LSU vs SAMFORD (11/09/07)
	24	Tennessee vs TEXAS (11/18/07)
	24	Mississippi State vs MISSISSIPPI VALLEY ST (01/07/08)
	24	Tennessee vs ARKANSAS (01/24/08)
	24	LSU vs ARKANSAS (02/28/08)
STEALS.....	22	South Carolina vs SAINT FRANCIS (PA.) (11/09/07)
	21	Tennessee vs CHATTANOOGA (11/11/07)
	21	Alabama vs Washington State (11/24/07)
	20	LSU vs SAMFORD (11/09/07)
	20	Auburn vs DETROIT MERCY (11/11/07)
	20	Auburn at Sam Houston State (12/19/07)
	19	Georgia vs PRESBYTERIAN (01/02/08)
	19	Tennessee vs KENTUCKY (02/03/08)
	18	Tennessee vs TEXAS (11/18/07)
	18	Georgia vs MERCER (12/17/07)
	18	Tennessee at South Carolina (01/13/08)
BLOCKED SHOTS.....	12	Tennessee vs AUBURN (01/10/08)
	12	Auburn vs ALABAMA (02/14/08)
	11	Tennessee vs LOUISIANA TECH (11/26/07)
	11	Kentucky at Mississippi State (01/13/08)
	11	Tennessee vs Florida (03/07/08)
	10	Arkansas vs LIPSCOMB (11/11/07)
	10	Georgia vs Prairie View A&M (11/23/07)
	10	South Carolina vs UNC WILMINGTON (12/01/07)
	10	Tennessee vs NORTH CAROLINA (12/02/07)
	10	South Carolina vs CHARLESTON SOUTHERN (12/04/07)
	10	South Carolina at Clemson (12/22/07)
	10	Alabama vs EAST TENNESSEE STATE (01/02/08)
	10	South Carolina vs UNC ASHEVILLE (01/03/08)
	10	LSU vs OLE MISS (02/17/08)
	10	Kentucky vs JAMES MADISON (03/26/08)
TURNOVERS.....	36	Mississippi State at Louisiana Tech (12/13/07)
	36	Kentucky at Tennessee (02/03/08)
	33	Alabama vs ARKANSAS STATE (11/18/07)
	33	Florida at Nebraska (11/17/07)
	33	Alabama vs VANDERBILT (02/10/08)

FOULS.....

32 Alabama vs HAMPTON (12/20/07)
31 Florida at Louisville (12/02/07)
30 Alabama vs Washington State (11/24/07)
30 Alabama at Tennessee Tech (11/30/07)
30 Ole Miss vs ARKANSAS-PINE BLUFF (12/10/07)
30 South Carolina vs TENNESSEE (01/13/08)
28 South Carolina at Florida Intl. (11/25/07)
27 South Carolina at Kentucky (03/02/08)
26 Mississippi State at Louisiana Tech (12/13/07)
26 LSU at Middle Tennessee (12/28/07)
26 Vanderbilt vs OLD DOMINION (12/30/07)
26 Mississippi State at LSU (01/20/08)
26 Kentucky at South Carolina (01/24/08)
26 South Carolina at Auburn (02/17/08)
25 Alabama vs TULANE (11/10/07)
25 Florida at Nebraska (11/17/07)
25 Kentucky vs Lipscomb (11/25/07)
25 Alabama at Belmont (11/28/07)
25 Vanderbilt vs Saint Mary's (12/01/07)
25 Auburn at Stephen F. Austin (12/17/07)
25 Alabama vs LSU (02/07/08)
25 Georgia vs North Carolina (03/25/08)

**2007-08 Southeastern Conference
Conference Individual Highs
Final (All games)**

INDIVIDUAL PLAYER GAME HIGHS

POINTS.....	34	Candace Parker (Tennessee) vs MIDDLE TENNESSEE (12/13/07)
	34	Candace Parker (Tennessee) vs Notre Dame (03/30/08)
	32	Alexis Rack (Mississippi State) vs TENNESSEE (02/07/08)
	32	Tasha Humphrey (Georgia) vs FLORIDA (02/14/08)
	31	DeWanna Bonner (Auburn) vs UAB (11/17/07)
	31	Jordan Jones (South Carolina) vs NORTH CAROLINA A&T (03/21/08)
	30	DeWanna Bonner (Auburn) at Saint Joseph's (12/29/07)
	30	DeWanna Bonner (Auburn) at Florida (02/07/08)
	30	Candace Parker (Tennessee) at Georgia (03/02/08)
	30	Samantha Mahoney (Kentucky) vs JAMES MADISON (03/26/08)
FIELD GOALS MADE.....	13	Tasha Humphrey (Georgia) vs FLORIDA (02/14/08)
	13	Candace Parker (Tennessee) at Georgia (03/02/08)
	12	Liz Sherwood (Vanderbilt) vs BELMONT (11/23/07)
	12	Candace Parker (Tennessee) vs LSU (03/09/08)
	11	Candace Parker (Tennessee) at West Virginia (11/21/07)
	11	Sarah Elliott (Kentucky) vs Lipscomb (11/25/07)
	11	Sherell Hobbs (Auburn) at Arizona State (12/02/07)
	11	Tierney Jenkins (Alabama) vs HAMPTON (12/20/07)
	11	Candace Parker (Tennessee) at Stanford (12/22/07)
	11	Angie Bjorklund (Tennessee) vs ARKANSAS (01/24/08)
	11	Candace Parker (Tennessee) vs Florida (03/07/08)
	11	Jordan Jones (South Carolina) vs NORTH CAROLINA A&T (03/21/08)
	11	Brionna Dickerson (South Carolina) vs NORTH CAROLINA A&T (03/21/08)
	11	Candace Parker (Tennessee) vs Notre Dame (03/30/08)
FIELD GOAL ATTEMPTS.....	27	Candace Parker (Tennessee) vs LSU (04/06/08)
	24	Candace Parker (Tennessee) at Georgia (03/02/08)
	24	Sylvia Fowles (LSU) vs Tennessee (04/06/08)
	23	Jordan Jones (South Carolina) vs NORTH CAROLINA A&T (03/21/08)
	23	Samantha Mahoney (Kentucky) vs JAMES MADISON (03/26/08)
	22	Quianna Chaney (LSU) at Maryland (11/18/07)
	22	Brionna Dickerson (South Carolina) at Connecticut (12/17/07)
	22	Tysheka Grimes (Mississippi State) vs KENTUCKY (01/13/08)
	22	DeWanna Bonner (Auburn) at Florida (02/07/08)
	22	Candace Parker (Tennessee) vs LSU (03/09/08)
FIELD GOAL PERCENTAGE....	1.000 (8-8)	Aneika Henry (Florida) vs FLORIDA GULF COAST (12/04/07)
	1.000 (6-6)	Sylvia Fowles (LSU) vs TCU (11/11/07)
	1.000 (6-6)	Nicky Anosike (Tennessee) vs LOUISIANA TECH (11/26/07)
	1.000 (5-5)	Sylvia Fowles (LSU) vs SAMFORD (11/09/07)
	1.000 (5-5)	Sarah Elliott (Kentucky) vs Texas (11/24/07)
	1.000 (5-5)	Marshae Dotson (Florida) vs TCU (12/16/07)
	1.000 (5-5)	Jennifer Risper (Vanderbilt) vs LIPSCOMB (12/22/07)
	1.000 (5-5)	Mesha Williams (LSU) vs MISSISSIPPI STATE (01/20/08)
	1.000 (5-5)	Kayla Melson (Ole Miss) at Mississippi State (01/24/08)
	1.000 (5-5)	Trevesha Jackson (Auburn) at Arkansas (02/10/08)
3 PT FG MADE.....	9	Jordan Jones (South Carolina) vs NORTH CAROLINA A&T (03/21/08)
	7	Angie Bjorklund (Tennessee) vs GONZAGA (12/16/07)
	7	Angie Bjorklund (Tennessee) at Notre Dame (01/05/08)
	7	Angie Bjorklund (Tennessee) vs ARKANSAS (01/24/08)
	7	Alexis Rack (Mississippi State) vs TENNESSEE (02/07/08)
	7	Sha Brooks (Florida) at Tennessee (02/28/08)
	7	Jordan Jones (South Carolina) at NC State (03/24/08)
	6	Shannon Bobbitt (Tennessee) vs Oklahoma (11/15/07)
	6	Ruth Ketcham (Auburn) vs COLGATE (12/05/07)
	6	Jordan Jones (South Carolina) vs ALABAMA A&M (12/19/07)
	6	Depree Bowden (Florida) vs FLORIDA A&M (01/02/08)

	6	Christina Wirth (Vanderbilt) at Tennessee (01/20/08)
	6	Quianna Chaney (LSU) at Auburn (01/24/08)
	6	Quianna Chaney (LSU) vs CONNECTICUT (02/25/08)
	6	Quianna Chaney (LSU) vs ARKANSAS (02/28/08)
3 PT FG ATTEMPTS.....	17	Jordan Jones (South Carolina) vs NORTH CAROLINA A&T (03/21/08)
	16	Angie Bjorklund (Tennessee) vs ARKANSAS (01/24/08)
	15	Jordan Jones (South Carolina) at Ole Miss (01/20/08)
	15	Alexis Rack (Mississippi State) vs Ole Miss (03/06/08)
	13	Alexis Rack (Mississippi State) at Vanderbilt (01/10/08)
	13	Alexis Rack (Mississippi State) vs TENNESSEE (02/07/08)
	12	Quianna Chaney (LSU) at Maryland (11/18/07)
	12	Angie Bjorklund (Tennessee) vs GONZAGA (12/16/07)
	12	Quianna Chaney (LSU) vs OLE MISS (02/17/08)
	12	Merideth Marsh (Vanderbilt) vs Montana (03/22/08)
3 PT PERCENTAGE.....	1.000 (5-5)	Merideth Marsh (Vanderbilt) vs SOUTH FLORIDA (01/02/08)
	.778 (7-9)	Angie Bjorklund (Tennessee) at Notre Dame (01/05/08)
	.778 (7-9)	Jordan Jones (South Carolina) at NC State (03/24/08)
	.750 (6-8)	Ruth Ketcham (Auburn) vs COLGATE (12/05/07)
	.750 (6-8)	Quianna Chaney (LSU) at Auburn (01/24/08)
	.714 (5-7)	Brionna Dickerson (South Carolina) vs VIRGINIA (11/15/07)
	.714 (5-7)	Depree Bowden (Florida) vs FLORIDA STATE (11/23/07)
	.714 (5-7)	Bianca Thomas (Ole Miss) vs NC STATE (12/21/07)
	.714 (5-7)	Alexis Rack (Mississippi State) vs MISSISSIPPI VALLEY ST (01/07/08)
	.714 (5-7)	Merideth Marsh (Vanderbilt) at Auburn (02/28/08)
	.714 (5-7)	Depree Bowden (Florida) vs South Carolina (03/06/08)
FREE THROWS MADE.....	17	Candace Parker (Tennessee) vs MIDDLE TENNESSEE (12/13/07)
	13	Lydia Watkins (Kentucky) at South Alabama (12/30/07)
	12	DeWanna Bonner (Auburn) vs SOUTH CAROLINA (02/17/08)
	12	Candace Parker (Tennessee) vs Notre Dame (03/30/08)
	11	DeWanna Bonner (Auburn) vs UAB (11/17/07)
	11	Ashley Houts (Georgia) vs GEORGIA TECH (12/02/07)
	11	Candace Parker (Tennessee) vs NORTH CAROLINA (12/02/07)
	11	DeWanna Bonner (Auburn) at Saint Joseph's (12/29/07)
	11	Candace Parker (Tennessee) vs RUTGERS (02/11/08)
	11	Erica White (LSU) at Tennessee (02/14/08)
	11	DeWanna Bonner (Auburn) vs VANDERBILT (02/28/08)
	11	DeWanna Bonner (Auburn) vs Vanderbilt (03/07/08)
	11	Samantha Mahoney (Kentucky) vs MARQUETTE (03/30/08)
FREE THROW ATTEMPTS.....	21	Candace Parker (Tennessee) vs MIDDLE TENNESSEE (12/13/07)
	17	Candace Parker (Tennessee) vs Notre Dame (03/30/08)
	16	DeWanna Bonner (Auburn) at Saint Joseph's (12/29/07)
	16	Sylvia Fowles (LSU) at Alabama (02/07/08)
	16	Erica White (LSU) at Tennessee (02/14/08)
	16	Tasha Humphrey (Georgia) vs AUBURN (02/24/08)
	15	Shawn Goff (Ole Miss) at Kentucky (02/07/08)
	15	Samantha Mahoney (Kentucky) vs MARQUETTE (03/30/08)
	14	Candace Parker (Tennessee) vs Oklahoma (11/15/07)
	14	Candace Parker (Tennessee) vs NORTH CAROLINA (12/02/07)
	14	Imesia Jackson (Mississippi State) vs MCNEESE STATE (12/20/07)
	14	Sherell Hobbs (Auburn) vs ALABAMA (02/14/08)
	14	Candace Parker (Tennessee) vs MISSISSIPPI STATE (02/24/08)
FREE THROW PERCENTAGE....	1.000 (13-13)	Lydia Watkins (Kentucky) at South Alabama (12/30/07)
	1.000 (10-10)	Sha Brooks (Florida) vs STETSON (11/26/07)
	1.000 (10-10)	Sha Brooks (Florida) at Temple (01/05/08)
	1.000 (9-9)	Ashley Houts (Georgia) vs Iowa (03/23/08)
	1.000 (8-8)	Imesia Jackson (Mississippi State) vs Oklahoma (11/23/07)
	1.000 (8-8)	Jennifer Risper (Vanderbilt) vs BELMONT (11/23/07)
	1.000 (8-8)	Quianna Chaney (LSU) vs Miami (12/19/07)
	1.000 (8-8)	Tasha Humphrey (Georgia) at Xavier (01/06/08)
	1.000 (8-8)	Sha Brooks (Florida) vs AUBURN (02/07/08)
	1.000 (8-8)	Candace Parker (Tennessee) vs Vanderbilt (03/08/08)
REBOUNDS.....	26	Demetress Adams (South Carolina) vs ARKANSAS (02/03/08)

20 Sylvia Fowles (LSU) vs Tennessee (04/06/08)
 19 DeWanna Bonner (Auburn) at Saint Joseph's (12/29/07)
 18 Talisha Chandler (Alabama) at Belmont (11/28/07)
 18 Carla Bartee (Ole Miss) vs UAB (11/29/07)
 18 Angel Robinson (Georgia) vs Florida State (12/29/07)
 17 DeWanna Bonner (Auburn) at Stephen F. Austin (12/17/07)
 16 Marshae Dotson (Florida) vs ROBERT MORRIS (11/12/07)
 16 Vicki Baugh (Tennessee) vs LOUISIANA TECH (11/26/07)
 16 Lauren Ervin (Arkansas) at Missouri (11/28/07)
 16 Candace Parker (Tennessee) vs NORTH CAROLINA (12/02/07)
 16 Lauren Ervin (Arkansas) vs Marquette (12/30/07)
 16 Lydia Watkins (Kentucky) vs MIDDLE TENNESSEE (03/21/08)
 13 Shannon Bobbitt (Tennessee) vs GONZAGA (12/16/07)
 12 Erica White (LSU) at Arkansas (01/10/08)
 12 Ashley Houts (Georgia) vs Iowa (03/23/08)
 10 Shantell Black (Ole Miss) vs LOUISIANA-LAFAYETTE (11/18/07)
 10 Kayla Melson (Ole Miss) vs LOUISIANA-LAFAYETTE (11/18/07)
 10 Brittney Vaughn (Arkansas) vs CLEMSON (12/02/07)
 10 Whitney Boddie (Auburn) at Arizona State (12/02/07)
 10 Tamela McCorvey (Auburn) at Sam Houston State (12/19/07)
 10 Marneshia Richard (Mississippi State) vs TENNESSEE (02/07/08)
 10 Marneshia Richard (Mississippi State) vs FLORIDA (02/10/08)
 10 Brittney Vaughn (Arkansas) vs KENTUCKY (02/24/08)
 10 Samone Kennedy (South Carolina) at Florida (02/24/08)
 8 Alexis Hornbuckle (Tennessee) vs PURDUE (03/25/08)
 7 Ashley Houts (Georgia) vs GEORGE MASON (11/11/07)
 7 Jennifer Risper (Vanderbilt) vs WESTERN KENTUCKY (12/06/07)
 7 Shantell Black (Ole Miss) at South Carolina (02/10/08)
 6 Lakesha Tolliver (South Carolina) vs SAINT FRANCIS (PA.) (11/09/07)
 6 Whitney Boddie (Auburn) vs DETROIT MERCY (11/11/07)
 6 RaShonta LeBlanc (LSU) vs TCU (11/11/07)
 6 Jennifer Risper (Vanderbilt) at Indiana State (11/14/07)
 6 Kayla Melson (Ole Miss) vs LOUISIANA-LAFAYETTE (11/18/07)
 6 Lonnika Thompson (Florida) at Nebraska (11/17/07)
 6 Nicky Anosike (Tennessee) at West Virginia (11/21/07)
 6 Tierney Jenkins (Alabama) vs Washington State (11/24/07)
 6 Alexis Rack (Mississippi State) vs SOUTHERN MISSISSIPPI (11/29/07)
 6 Demetress Adams (South Carolina) at Clemson (12/22/07)
 6 Camilla Blands (Alabama) vs EAST TENNESSEE STATE (01/02/08)
 6 Ashley Houts (Georgia) vs ALABAMA (01/20/08)
 6 DeWanna Bonner (Auburn) at Alabama (01/27/08)
 6 Alberta Auguste (Tennessee) vs KENTUCKY (02/03/08)
 6 RaShonta LeBlanc (LSU) at Alabama (02/07/08)
 6 Candace Parker (Tennessee) vs LSU (02/14/08)
 6 Alexis Hornbuckle (Tennessee) at Vanderbilt (02/17/08)
 6 Marneshia Richard (Mississippi State) at South Carolina (02/21/08)
 6 Jennifer Risper (Vanderbilt) vs ALABAMA (03/02/08)
 6 Sylvia Fowles (LSU) vs JACKSON STATE (03/22/08)
 6 Nicky Anosike (Tennessee) vs Stanford (04/08/08)
 7 Lakesha Tolliver (South Carolina) vs UNC WILMINGTON (12/01/07)
 6 Shawn Goff (Ole Miss) at Miami (12/15/07)
 6 Aneika Henry (Florida) vs FLORIDA A&M (01/02/08)
 6 Liz Sherwood (Vanderbilt) vs MISSISSIPPI STATE (01/10/08)
 6 Jordan Greenleaf (Auburn) at Alabama (01/27/08)
 5 Sarah Pfeifer (Arkansas) vs LIPSCOMB (11/11/07)
 5 Lakesha Tolliver (South Carolina) vs CHARLESTON SOUTHERN (12/04/07)
 5 Jordan Greenleaf (Auburn) at Texas A&M (12/15/07)
 5 Sarah Elliott (Kentucky) vs LOUISVILLE (12/20/07)
 5 Demetress Adams (South Carolina) at Clemson (12/22/07)
 5 Liz Sherwood (Vanderbilt) vs OLD DOMINION (12/30/07)
 5 Tierney Jenkins (Alabama) vs EAST TENNESSEE STATE (01/02/08)
 5 Demetress Adams (South Carolina) vs UNC ASHEVILLE (01/03/08)

ASSISTS.....

STEALS.....

BLOCKED SHOTS.....

5	Robin Porter (Mississippi State) vs ALABAMA (01/31/08)
5	Ayana Brereton (Arkansas) vs AUBURN (02/10/08)
5	Candace Parker (Tennessee) vs RUTGERS (02/11/08)
5	DeWanna Bonner (Auburn) vs ALABAMA (02/14/08)
5	Sylvia Fowles (LSU) vs OLE MISS (02/17/08)
5	Shawn Goff (Ole Miss) at Alabama (02/24/08)
5	Candace Parker (Tennessee) vs MISSISSIPPI STATE (02/24/08)
5	Sarah Elliott (Kentucky) vs JAMES MADISON (03/26/08)
5	Sylvia Fowles (LSU) vs Oklahoma State (03/29/08)
5	Sarah Elliott (Kentucky) vs MARQUETTE (03/30/08)
5	Sylvia Fowles (LSU) vs North Carolina (03/31/08)
5	Sylvia Fowles (LSU) vs Tennessee (04/06/08)
TURNOVERS.....	12 Dedrea Magee (Alabama) vs ARKANSAS STATE (11/18/07)
	10 Talisha Chandler (Alabama) vs Washington State (11/24/07)
	10 DeWanna Bonner (Auburn) at Ole Miss (02/21/08)
	9 Lonnika Thompson (Florida) at Louisville (12/02/07)
	9 Kayla Melson (Ole Miss) at Ohio State (12/02/07)
	9 Alexis Rack (Mississippi State) at Louisiana Tech (12/13/07)
	9 Sha Brooks (Florida) vs TCU (12/16/07)
	9 Alli Smalley (Auburn) at Tennessee (01/10/08)
	9 Ashley Houts (Georgia) at Auburn (01/13/08)
	9 Ashley Houts (Georgia) at Vanderbilt (01/17/08)
	9 Ashley Houts (Georgia) vs North Carolina (03/25/08)

**2007-08 Southeastern Conference
Conference Team Highs
Final (Conference games only)**

TEAM HIGHS (highest totals made by)

POINTS.....	98	Tennessee vs ARKANSAS (01/24/08)
	92	Florida at Arkansas (01/20/08)
	92	Vanderbilt at Alabama (02/10/08)
	89	LSU at Alabama (02/07/08)
	88	Tennessee vs FLORIDA (02/28/08)
	87	Tennessee at Mississippi State (02/07/08)
	85	Tennessee vs AUBURN (01/10/08)
	85	LSU at Florida (02/03/08)
	85	Georgia vs FLORIDA (02/14/08)
	85	Tennessee at Alabama (02/21/08)
FIELD GOALS MADE.....	39	Tennessee vs ARKANSAS (01/24/08)
	35	Florida vs ALABAMA (01/13/08)
	34	LSU at Arkansas (01/10/08)
	34	LSU vs ARKANSAS (02/28/08)
	34	Vanderbilt vs ALABAMA (03/02/08)
	33	Florida at Arkansas (01/20/08)
	33	Tennessee at Mississippi State (02/07/08)
	33	Georgia vs FLORIDA (02/14/08)
	33	Tennessee vs FLORIDA (02/28/08)
	32	Tennessee vs AUBURN (01/10/08)
	32	Georgia at Florida (01/24/08)
	32	LSU at Florida (02/03/08)
	32	Vanderbilt at Alabama (02/10/08)
	32	Tennessee at Alabama (02/21/08)
FIELD GOAL ATTEMPTS.....	78	Tennessee vs ARKANSAS (01/24/08)
	78	Tennessee vs FLORIDA (02/28/08)
	76	Tennessee vs KENTUCKY (02/03/08)
	73	Tennessee vs AUBURN (01/10/08)
	73	Mississippi State vs KENTUCKY (01/13/08)
	73	Florida at Arkansas (01/20/08)
	73	Tennessee at Alabama (02/21/08)
	72	Ole Miss vs TENNESSEE (01/31/08)
	72	LSU vs ARKANSAS (02/28/08)
	70	Tennessee at Mississippi State (02/07/08)
	70	Mississippi State vs TENNESSEE (02/07/08)
FIELD GOAL PERCENTAGE....	.565 (35-62)	Florida vs ALABAMA (01/13/08)
	.560 (28-50)	Arkansas at Florida (02/17/08)
	.558 (24-43)	Alabama vs SOUTH CAROLINA (01/10/08)
	.545 (30-55)	LSU at Auburn (01/24/08)
	.545 (30-55)	LSU at Alabama (02/07/08)
	.542 (26-48)	Georgia vs ALABAMA (01/20/08)
	.540 (27-50)	LSU at Mississippi State (03/02/08)
	.540 (34-63)	LSU at Arkansas (01/10/08)
	.531 (34-64)	Vanderbilt vs ALABAMA (03/02/08)
	.519 (27-52)	Vanderbilt vs GEORGIA (01/17/08)
	.519 (27-52)	LSU vs MISSISSIPPI STATE (01/20/08)
3 PT FG MADE.....	13	Tennessee vs ARKANSAS (01/24/08)
	11	Florida at Tennessee (02/28/08)
	10	Florida at Arkansas (01/20/08)
	10	Georgia vs FLORIDA (02/14/08)
	10	Vanderbilt vs TENNESSEE (02/17/08)
	10	Vanderbilt at Auburn (02/28/08)
	10	Vanderbilt vs ALABAMA (03/02/08)
	9	Tennessee vs AUBURN (01/10/08)
	9	Mississippi State vs OLE MISS (01/24/08)

	9	Arkansas at Tennessee (01/24/08)
	9	Tennessee at Mississippi State (02/07/08)
	9	Tennessee vs FLORIDA (02/28/08)
3 PT FG ATTEMPTS.....	30	Tennessee vs ARKANSAS (01/24/08)
	29	Florida at Tennessee (02/28/08)
	27	Georgia vs FLORIDA (02/14/08)
	25	Georgia vs OLE MISS (01/10/08)
	24	South Carolina at Ole Miss (01/20/08)
	24	Arkansas at Tennessee (01/24/08)
	24	Vanderbilt vs ALABAMA (03/02/08)
	23	Tennessee at South Carolina (01/13/08)
	23	Georgia at LSU (02/10/08)
	22	South Carolina vs FLORIDA (01/27/08)
	22	Tennessee at Ole Miss (01/31/08)
	22	Florida at Mississippi State (02/10/08)
	22	Florida at Georgia (02/14/08)
	22	Mississippi State at Ole Miss (02/14/08)
	22	Georgia at Mississippi State (02/17/08)
	22	Tennessee at Alabama (02/21/08)
	22	Tennessee vs FLORIDA (02/28/08)
3 PT PERCENTAGE.....	.667 (8-12)	Vanderbilt at Arkansas (02/21/08)
	.615 (8-13)	LSU at Auburn (01/24/08)
	.600 (6-10)	Auburn vs GEORGIA (01/13/08)
	.600 (6-10)	Ole Miss vs AUBURN (02/21/08)
	.571 (8-14)	Vanderbilt vs SOUTH CAROLINA (02/07/08)
	.571 (8-14)	LSU vs ARKANSAS (02/28/08)
	.571 (4-7)	Auburn vs ALABAMA (02/14/08)
	.556 (5-9)	Alabama vs SOUTH CAROLINA (01/10/08)
	.538 (7-13)	Georgia at Vanderbilt (01/17/08)
	.500 (10-20)	Vanderbilt vs TENNESSEE (02/17/08)
	.500 (10-20)	Vanderbilt at Auburn (02/28/08)
	.500 (8-16)	Tennessee at Vanderbilt (02/17/08)
	.500 (7-14)	LSU vs SOUTH CAROLINA (01/31/08)
	.500 (6-12)	Vanderbilt at Florida (01/31/08)
	.500 (5-10)	Alabama at Georgia (01/20/08)
	.500 (4-8)	Ole Miss at Georgia (01/10/08)
	.500 (3-6)	Kentucky at Tennessee (02/03/08)
FREE THROWS MADE.....	29	Auburn vs SOUTH CAROLINA (02/17/08)
	27	LSU vs MISSISSIPPI STATE (01/20/08)
	26	LSU at Alabama (02/07/08)
	24	Mississippi State vs ALABAMA (01/31/08)
	24	Florida vs LSU (02/03/08)
	23	Kentucky vs SOUTH CAROLINA (03/02/08)
	22	South Carolina vs KENTUCKY (01/24/08)
	22	Vanderbilt vs OLE MISS (01/27/08)
	22	South Carolina vs OLE MISS (02/10/08)
	20	Auburn vs GEORGIA (01/13/08)
	20	Kentucky vs AUBURN (01/20/08)
	20	Vanderbilt at Alabama (02/10/08)
	20	Auburn vs ALABAMA (02/14/08)
	20	LSU at Tennessee (02/14/08)
	20	Ole Miss vs AUBURN (02/21/08)
FREE THROW ATTEMPTS.....	38	Auburn vs SOUTH CAROLINA (02/17/08)
	36	LSU vs MISSISSIPPI STATE (01/20/08)
	36	Kentucky vs SOUTH CAROLINA (03/02/08)
	33	Arkansas vs MISSISSIPPI STATE (01/27/08)
	33	LSU at Alabama (02/07/08)
	32	LSU at Tennessee (02/14/08)
	31	Auburn vs ALABAMA (02/14/08)
	31	Florida vs SOUTH CAROLINA (02/24/08)
	30	Ole Miss vs SOUTH CAROLINA (01/20/08)
	30	Vanderbilt vs OLE MISS (01/27/08)

FREE THROW PERCENTAGE....	1.000 (10-10)	Auburn vs MISSISSIPPI STATE (02/03/08)
	1.000 (2-2)	LSU at Arkansas (01/10/08)
	.941 (16-17)	Georgia at LSU (02/10/08)
	.941 (16-17)	Mississippi State vs GEORGIA (02/17/08)
	.929 (13-14)	Vanderbilt at Arkansas (02/21/08)
	.923 (12-13)	Georgia vs OLE MISS (01/10/08)
	.923 (12-13)	Georgia at Vanderbilt (01/17/08)
	.909 (10-11)	Mississippi State at Arkansas (01/27/08)
	.900 (9-10)	Georgia vs FLORIDA (02/14/08)
	.895 (17-19)	Auburn at Alabama (01/27/08)
REBOUNDS.....	57	Tennessee vs FLORIDA (02/28/08)
	56	South Carolina vs ARKANSAS (02/03/08)
	50	Tennessee vs AUBURN (01/10/08)
	49	Auburn at Georgia (02/24/08)
	48	Tennessee vs ARKANSAS (01/24/08)
	48	South Carolina vs FLORIDA (01/27/08)
	48	Tennessee at Ole Miss (01/31/08)
	47	Georgia at Florida (01/24/08)
	47	Tennessee at Mississippi State (02/07/08)
	47	Kentucky vs OLE MISS (02/07/08)
	47	South Carolina vs OLE MISS (02/10/08)
	47	LSU vs OLE MISS (02/17/08)
ASSISTS.....	32	LSU at Arkansas (01/10/08)
	27	Tennessee vs FLORIDA (02/28/08)
	26	Vanderbilt vs ALABAMA (03/02/08)
	24	Tennessee vs ARKANSAS (01/24/08)
	24	LSU vs ARKANSAS (02/28/08)
	23	LSU vs MISSISSIPPI STATE (01/20/08)
	23	Vanderbilt vs SOUTH CAROLINA (02/07/08)
	21	LSU vs OLE MISS (02/17/08)
	21	Tennessee at Alabama (02/21/08)
	19	Tennessee vs AUBURN (01/10/08)
	19	Florida vs ALABAMA (01/13/08)
	19	Vanderbilt vs GEORGIA (01/17/08)
	19	Florida at Arkansas (01/20/08)
	19	Vanderbilt vs OLE MISS (01/27/08)
	19	LSU at Florida (02/03/08)
	19	Ole Miss vs ALABAMA (02/03/08)
	19	Georgia at Arkansas (02/07/08)
	19	Vanderbilt at Alabama (02/10/08)
	19	South Carolina at Auburn (02/17/08)
STEALS.....	19	Tennessee vs KENTUCKY (02/03/08)
	18	Tennessee at South Carolina (01/13/08)
	17	Tennessee vs ARKANSAS (01/24/08)
	17	Ole Miss vs ALABAMA (02/03/08)
	17	Vanderbilt at Alabama (02/10/08)
	16	LSU at Alabama (02/07/08)
	16	LSU vs ARKANSAS (02/28/08)
	15	Tennessee vs AUBURN (01/10/08)
	15	Auburn at Alabama (01/27/08)
	15	Arkansas at South Carolina (02/03/08)
	15	Auburn vs ALABAMA (02/14/08)
	15	LSU at Tennessee (02/14/08)
	15	Ole Miss vs AUBURN (02/21/08)
BLOCKED SHOTS.....	12	Tennessee vs AUBURN (01/10/08)
	12	Auburn vs ALABAMA (02/14/08)
	11	Kentucky at Mississippi State (01/13/08)
	10	LSU vs OLE MISS (02/17/08)
	9	Auburn vs MISSISSIPPI STATE (02/03/08)
	8	Vanderbilt vs MISSISSIPPI STATE (01/10/08)
	8	Tennessee at Ole Miss (01/31/08)
	8	Tennessee vs FLORIDA (02/28/08)

	7	Kentucky vs FLORIDA (01/10/08)
	7	Tennessee at South Carolina (01/13/08)
	7	Tennessee vs VANDERBILT (01/20/08)
	7	Tennessee vs ARKANSAS (01/24/08)
	7	Auburn at Alabama (01/27/08)
	7	Mississippi State vs ALABAMA (01/31/08)
	7	Auburn at Arkansas (02/10/08)
	7	Kentucky at Vanderbilt (02/14/08)
	7	Tennessee vs MISSISSIPPI STATE (02/24/08)
TURNOVERS.....	36	Kentucky at Tennessee (02/03/08)
	33	Alabama vs VANDERBILT (02/10/08)
	30	South Carolina vs TENNESSEE (01/13/08)
	29	Alabama vs LSU (02/07/08)
	29	Alabama at Kentucky (02/17/08)
	28	Alabama at Ole Miss (02/03/08)
	26	Alabama at Florida (01/13/08)
	26	Georgia vs ALABAMA (01/20/08)
	26	Alabama vs AUBURN (01/27/08)
	26	Alabama at Mississippi State (01/31/08)
	26	Florida at Mississippi State (02/10/08)
	26	Ole Miss vs MISSISSIPPI STATE (02/14/08)
	26	Alabama vs TENNESSEE (02/21/08)
FOULS.....	27	South Carolina at Kentucky (03/02/08)
	26	Mississippi State at LSU (01/20/08)
	26	Kentucky at South Carolina (01/24/08)
	26	South Carolina at Auburn (02/17/08)
	25	Alabama vs LSU (02/07/08)
	24	Vanderbilt at LSU (01/13/08)
	24	South Carolina vs KENTUCKY (01/24/08)
	24	Alabama at Mississippi State (01/31/08)
	24	Ole Miss at South Carolina (02/10/08)
	24	Mississippi State at Ole Miss (02/14/08)

**2007-08 Southeastern Conference
Conference Individual Highs
Final (Conference games only)**

INDIVIDUAL PLAYER GAME HIGHS

POINTS.....	32	Alexis Rack (Mississippi State) vs TENNESSEE (02/07/08)
	32	Tasha Humphrey (Georgia) vs FLORIDA (02/14/08)
	30	DeWanna Bonner (Auburn) at Florida (02/07/08)
	30	Candace Parker (Tennessee) at Georgia (03/02/08)
	29	Angie Bjorklund (Tennessee) vs ARKANSAS (01/24/08)
	28	DeWanna Bonner (Auburn) at Arkansas (02/10/08)
	27	DeWanna Bonner (Auburn) at Alabama (01/27/08)
	27	Sha Brooks (Florida) at Tennessee (02/28/08)
	26	Marshae Dotson (Florida) at Kentucky (01/10/08)
	26	Candace Parker (Tennessee) vs LSU (02/14/08)
FIELD GOALS MADE.....	13	Tasha Humphrey (Georgia) vs FLORIDA (02/14/08)
	13	Candace Parker (Tennessee) at Georgia (03/02/08)
	11	Angie Bjorklund (Tennessee) vs ARKANSAS (01/24/08)
	10	Samantha Mahoney (Kentucky) vs FLORIDA (01/10/08)
	10	Marshae Dotson (Florida) at Kentucky (01/10/08)
	10	Candace Parker (Tennessee) at Kentucky (01/17/08)
	10	Tasha Humphrey (Georgia) vs ALABAMA (01/20/08)
	10	Sherell Hobbs (Auburn) vs LSU (01/24/08)
	10	Candace Parker (Tennessee) vs ARKANSAS (01/24/08)
	10	Candace Parker (Tennessee) vs KENTUCKY (02/03/08)
	10	Alexis Rack (Mississippi State) vs TENNESSEE (02/07/08)
	10	DeWanna Bonner (Auburn) at Florida (02/07/08)
	10	DeWanna Bonner (Auburn) at Arkansas (02/10/08)
	10	Candace Parker (Tennessee) vs LSU (02/14/08)
	10	Sha Brooks (Florida) at Tennessee (02/28/08)
	10	Sylvia Fowles (LSU) at Mississippi State (03/02/08)
	10	Lakesha Tolliver (South Carolina) at Kentucky (03/02/08)
FIELD GOAL ATTEMPTS.....	24	Candace Parker (Tennessee) at Georgia (03/02/08)
	22	Tysheka Grimes (Mississippi State) vs KENTUCKY (01/13/08)
	22	DeWanna Bonner (Auburn) at Florida (02/07/08)
	21	Depree Bowden (Florida) at Mississippi State (02/10/08)
	21	Candace Parker (Tennessee) vs LSU (02/14/08)
	20	Angie Bjorklund (Tennessee) vs ARKANSAS (01/24/08)
	20	Tasha Humphrey (Georgia) at LSU (02/10/08)
	20	Sha Brooks (Florida) at Tennessee (02/28/08)
	19	Alexis Rack (Mississippi State) at Vanderbilt (01/10/08)
	19	Samantha Mahoney (Kentucky) vs FLORIDA (01/10/08)
	19	Jordan Jones (South Carolina) at Ole Miss (01/20/08)
	19	Sherell Hobbs (Auburn) vs LSU (01/24/08)
	19	Tasha Humphrey (Georgia) vs KENTUCKY (01/31/08)
	19	DeWanna Bonner (Auburn) at Arkansas (02/10/08)
	19	DeWanna Bonner (Auburn) vs ALABAMA (02/14/08)
FIELD GOAL PERCENTAGE....	1.000 (5-5)	Mesha Williams (LSU) vs MISSISSIPPI STATE (01/20/08)
	1.000 (5-5)	Kayla Melson (Ole Miss) at Mississippi State (01/24/08)
	1.000 (5-5)	Trevesha Jackson (Auburn) at Arkansas (02/10/08)
	.875 (7-8)	Victoria Dunlap (Kentucky) at Mississippi State (01/13/08)
	.875 (7-8)	Imesia Jackson (Mississippi State) vs FLORIDA (02/10/08)
	.857 (6-7)	Ilona Burgrova (South Carolina) vs TENNESSEE (01/13/08)
	.857 (6-7)	Megan Darrah (Georgia) at Vanderbilt (01/17/08)
	.857 (6-7)	Marshae Dotson (Florida) at South Carolina (01/27/08)
	.857 (6-7)	Marshae Dotson (Florida) vs SOUTH CAROLINA (02/24/08)
	.857 (6-7)	Ashlee Bridge (Vanderbilt) vs ALABAMA (03/02/08)
3 PT FG MADE.....	7	Angie Bjorklund (Tennessee) vs ARKANSAS (01/24/08)
	7	Alexis Rack (Mississippi State) vs TENNESSEE (02/07/08)
	7	Sha Brooks (Florida) at Tennessee (02/28/08)

	6	Christina Wirth (Vanderbilt) at Tennessee (01/20/08)
	6	Quianna Chaney (LSU) at Auburn (01/24/08)
	6	Quianna Chaney (LSU) vs ARKANSAS (02/28/08)
	5	Alexis Rack (Mississippi State) at Vanderbilt (01/10/08)
	5	Dedrea Magee (Alabama) at Florida (01/13/08)
	5	Alexis Rack (Mississippi State) vs ALABAMA (01/31/08)
	5	Jordan Jones (South Carolina) at Florida (02/24/08)
	5	Merideth Marsh (Vanderbilt) at Auburn (02/28/08)
3 PT FG ATTEMPTS.....	16	Angie Bjorklund (Tennessee) vs ARKANSAS (01/24/08)
	15	Jordan Jones (South Carolina) at Ole Miss (01/20/08)
	13	Alexis Rack (Mississippi State) at Vanderbilt (01/10/08)
	13	Alexis Rack (Mississippi State) vs TENNESSEE (02/07/08)
	12	Quianna Chaney (LSU) vs OLE MISS (02/17/08)
	11	Alexis Rack (Mississippi State) at Arkansas (01/27/08)
	11	Christina Wirth (Vanderbilt) at Georgia (02/03/08)
	11	Sha Brooks (Florida) at Tennessee (02/28/08)
	10	Christina Wirth (Vanderbilt) at Tennessee (01/20/08)
	10	Jordan Jones (South Carolina) vs FLORIDA (01/27/08)
	10	Jordan Jones (South Carolina) at Vanderbilt (02/07/08)
	10	Alexis Rack (Mississippi State) at South Carolina (02/21/08)
	10	Alexis Rack (Mississippi State) at Tennessee (02/24/08)
3 PT PERCENTAGE.....	.750 (6-8)	Quianna Chaney (LSU) at Auburn (01/24/08)
	.714 (5-7)	Merideth Marsh (Vanderbilt) at Auburn (02/28/08)
	.667 (6-9)	Quianna Chaney (LSU) vs ARKANSAS (02/28/08)
	.636 (7-11)	Sha Brooks (Florida) at Tennessee (02/28/08)
	.625 (5-8)	Alexis Rack (Mississippi State) vs ALABAMA (01/31/08)
	.600 (6-10)	Christina Wirth (Vanderbilt) at Tennessee (01/20/08)
	.556 (5-9)	Dedrea Magee (Alabama) at Florida (01/13/08)
	.556 (5-9)	Jordan Jones (South Carolina) at Florida (02/24/08)
	.538 (7-13)	Alexis Rack (Mississippi State) vs TENNESSEE (02/07/08)
	.438 (7-16)	Angie Bjorklund (Tennessee) vs ARKANSAS (01/24/08)
FREE THROWS MADE.....	12	DeWanna Bonner (Auburn) vs SOUTH CAROLINA (02/17/08)
	11	Erica White (LSU) at Tennessee (02/14/08)
	11	DeWanna Bonner (Auburn) vs VANDERBILT (02/28/08)
	10	Sylvia Fowles (LSU) at Alabama (02/07/08)
	10	Shawn Goff (Ole Miss) at Kentucky (02/07/08)
	10	Tasha Humphrey (Georgia) vs AUBURN (02/24/08)
	9	DeWanna Bonner (Auburn) at Florida (02/07/08)
	9	Candace Parker (Tennessee) vs MISSISSIPPI STATE (02/24/08)
	8	Camilla Blands (Alabama) at Georgia (01/20/08)
	8	DeWanna Bonner (Auburn) at Alabama (01/27/08)
	8	Marneshia Richard (Mississippi State) vs ALABAMA (01/31/08)
	8	Marshae Dotson (Florida) vs LSU (02/03/08)
	8	Ashley Houts (Georgia) at Arkansas (02/07/08)
	8	Sha Brooks (Florida) vs AUBURN (02/07/08)
	8	Lakesha Tolliver (South Carolina) vs OLE MISS (02/10/08)
FREE THROW ATTEMPTS.....	16	Sylvia Fowles (LSU) at Alabama (02/07/08)
	16	Erica White (LSU) at Tennessee (02/14/08)
	16	Tasha Humphrey (Georgia) vs AUBURN (02/24/08)
	15	Shawn Goff (Ole Miss) at Kentucky (02/07/08)
	14	Sherell Hobbs (Auburn) vs ALABAMA (02/14/08)
	14	Candace Parker (Tennessee) vs MISSISSIPPI STATE (02/24/08)
	13	DeWanna Bonner (Auburn) vs SOUTH CAROLINA (02/17/08)
	12	Sylvia Fowles (LSU) vs KENTUCKY (02/21/08)
	12	DeWanna Bonner (Auburn) vs VANDERBILT (02/28/08)
	11	DeWanna Bonner (Auburn) at Florida (02/07/08)
FREE THROW PERCENTAGE....	1.000 (8-8)	Sha Brooks (Florida) vs AUBURN (02/07/08)
	.923 (12-13)	DeWanna Bonner (Auburn) vs SOUTH CAROLINA (02/17/08)
	.917 (11-12)	DeWanna Bonner (Auburn) vs VANDERBILT (02/28/08)
	.889 (8-9)	Camilla Blands (Alabama) at Georgia (01/20/08)
	.889 (8-9)	Marneshia Richard (Mississippi State) vs ALABAMA (01/31/08)
	.889 (8-9)	Lakesha Tolliver (South Carolina) vs OLE MISS (02/10/08)

	.818 (9-11)	DeWanna Bonner (Auburn) at Florida (02/07/08)
	.800 (8-10)	DeWanna Bonner (Auburn) at Alabama (01/27/08)
	.800 (8-10)	Marshae Dotson (Florida) vs LSU (02/03/08)
	.800 (8-10)	Ashley Houts (Georgia) at Arkansas (02/07/08)
REBOUNDS.....	26	Demetress Adams (South Carolina) vs ARKANSAS (02/03/08)
	15	Carla Bartee (Ole Miss) at Mississippi State (01/24/08)
	15	Tysheka Grimes (Mississippi State) vs ALABAMA (01/31/08)
	15	Sylvia Fowles (LSU) vs GEORGIA (02/10/08)
	14	Angel Robinson (Georgia) vs ALABAMA (01/20/08)
	14	Marshae Dotson (Florida) vs LSU (02/03/08)
	14	Sylvia Fowles (LSU) at Tennessee (02/14/08)
	14	Sylvia Fowles (LSU) vs OLE MISS (02/17/08)
	14	Tasha Humphrey (Georgia) vs AUBURN (02/24/08)
	13	DeWanna Bonner (Auburn) vs GEORGIA (01/13/08)
	13	Ilona Burgrova (South Carolina) vs TENNESSEE (01/13/08)
	13	Marshae Dotson (Florida) at Arkansas (01/20/08)
	13	DeWanna Bonner (Auburn) vs MISSISSIPPI STATE (02/03/08)
	13	Marshae Dotson (Florida) at Ole Miss (03/02/08)
ASSISTS.....	12	Erica White (LSU) at Arkansas (01/10/08)
	10	Marneshia Richard (Mississippi State) vs TENNESSEE (02/07/08)
	10	Marneshia Richard (Mississippi State) vs FLORIDA (02/10/08)
	10	Brittney Vaughn (Arkansas) vs KENTUCKY (02/24/08)
	10	Samone Kennedy (South Carolina) at Florida (02/24/08)
	9	Jessica Mooney (Vanderbilt) at Alabama (02/10/08)
	9	Ashley Houts (Georgia) vs FLORIDA (02/14/08)
	8	Jence Rhoads (Vanderbilt) vs MISSISSIPPI STATE (01/10/08)
	8	Khalilah Mitchell (LSU) vs MISSISSIPPI STATE (01/20/08)
	8	Quianna Chaney (LSU) at Auburn (01/24/08)
	8	RaShonta LeBlanc (LSU) vs ARKANSAS (02/28/08)
	8	Alexis Hornbuckle (Tennessee) vs FLORIDA (02/28/08)
STEALS.....	7	Shantell Black (Ole Miss) at South Carolina (02/10/08)
	6	Ashley Houts (Georgia) vs ALABAMA (01/20/08)
	6	DeWanna Bonner (Auburn) at Alabama (01/27/08)
	6	Alberta Auguste (Tennessee) vs KENTUCKY (02/03/08)
	6	RaShonta LeBlanc (LSU) at Alabama (02/07/08)
	6	Candace Parker (Tennessee) vs LSU (02/14/08)
	6	Alexis Hornbuckle (Tennessee) at Vanderbilt (02/17/08)
	6	Marneshia Richard (Mississippi State) at South Carolina (02/21/08)
	6	Jennifer Risper (Vanderbilt) vs ALABAMA (03/02/08)
	5	Nicky Anosike (Tennessee) vs AUBURN (01/10/08)
	5	Demetress Adams (South Carolina) vs TENNESSEE (01/13/08)
	5	Depree Bowden (Florida) vs ALABAMA (01/13/08)
	5	Ashley Houts (Georgia) at Florida (01/24/08)
	5	Jennifer Risper (Vanderbilt) at Florida (01/31/08)
	5	Ashley Houts (Georgia) vs VANDERBILT (02/03/08)
	5	Kayla Melson (Ole Miss) vs ALABAMA (02/03/08)
	5	Ayana Brereton (Arkansas) vs GEORGIA (02/07/08)
	5	Sherell Hobbs (Auburn) at Florida (02/07/08)
	5	Dedrea Magee (Alabama) at Auburn (02/14/08)
	5	Tysheka Grimes (Mississippi State) vs GEORGIA (02/17/08)
	5	Ayana Brereton (Arkansas) vs VANDERBILT (02/21/08)
	5	Alexis Hornbuckle (Tennessee) at Alabama (02/21/08)
	5	DeWanna Bonner (Auburn) at Georgia (02/24/08)
	5	Marshae Dotson (Florida) at Ole Miss (03/02/08)
BLOCKED SHOTS.....	6	Liz Sherwood (Vanderbilt) vs MISSISSIPPI STATE (01/10/08)
	6	Jordan Greenleaf (Auburn) at Alabama (01/27/08)
	5	Robin Porter (Mississippi State) vs ALABAMA (01/31/08)
	5	Ayana Brereton (Arkansas) vs AUBURN (02/10/08)
	5	DeWanna Bonner (Auburn) vs ALABAMA (02/14/08)
	5	Sylvia Fowles (LSU) vs OLE MISS (02/17/08)
	5	Shawn Goff (Ole Miss) at Alabama (02/24/08)
	5	Candace Parker (Tennessee) vs MISSISSIPPI STATE (02/24/08)

4 Ilona Burgrova (South Carolina) at Alabama (01/10/08)
4 Victoria Dunlap (Kentucky) at Mississippi State (01/13/08)
4 Sylvia Fowles (LSU) at Auburn (01/24/08)
4 Shawn Goff (Ole Miss) at Vanderbilt (01/27/08)
4 Angel Robinson (Georgia) vs VANDERBILT (02/03/08)
4 Cassie Moore (Auburn) vs ALABAMA (02/14/08)
4 Whitney Jones (Arkansas) vs VANDERBILT (02/21/08)
TURNOVERS..... 10 DeWanna Bonner (Auburn) at Ole Miss (02/21/08)
9 Alli Smalley (Auburn) at Tennessee (01/10/08)
9 Ashley Houts (Georgia) at Auburn (01/13/08)
9 Ashley Houts (Georgia) at Vanderbilt (01/17/08)
8 Marshae Dotson (Florida) at Kentucky (01/10/08)
8 Ashlie Billinglea (South Carolina) at Ole Miss (01/20/08)
8 Marneshia Richard (Mississippi State) vs OLE MISS (01/24/08)
8 Brittney Vaughn (Arkansas) at Tennessee (01/24/08)
8 Dedrea Magee (Alabama) at Mississippi State (01/31/08)
8 Dedrea Magee (Alabama) vs LSU (02/07/08)
8 Sha Brooks (Florida) at Mississippi State (02/10/08)
8 Brittney Vaughn (Arkansas) at Florida (02/17/08)